

COLONIAL INVESTMENT GRADE MUNICIPAL TRUST  
Form N-Q  
April 28, 2006

**UNITED STATES  
SECURITIES AND EXCHANGE COMMISSION  
Washington, D.C. 20549**

**OMB APPROVAL**  
OMB Number: 3235-0578  
Expires: February 28, 2006  
Estimated average burden hours per  
response.....20.0

**FORM N-Q**

**QUARTERLY SCHEDULE OF PORTFOLIO HOLDINGS OF REGISTERED  
MANAGEMENT INVESTMENT COMPANY**

Investment Company Act file number 811-5785

Colonial Investment Grade Municipal Trust  
(Exact name of registrant as specified in charter)

One Financial Center, Boston, Massachusetts  
(Address of principal executive offices)

02111  
(Zip code)

James R. Bordewick, Jr., Esq.

Columbia Management Advisors, LLC

One Financial Center

Boston, MA 02111  
(Name and address of agent for service)

Registrant's telephone number, including area code: 1-617-426-3750

Date of fiscal year end: 11/30/06

Date of reporting period: 2/28/06

---

**Item 1. Schedule of Investments.**

---

**INVESTMENT PORTFOLIO**

February 28, 2006 (Unaudited)

Colonial Investment Grade Municipal Trust

		Par (\$)	Value (\$)*
<b>Municipal Bonds</b>	<b>142.0%</b>		

**EDUCATION 8.5%**

**Education 4.9%**



Edgar Filing: COLONIAL INVESTMENT GRADE MUNICIPAL TRUST - Form N-Q

**FL Broward County Educational Facilities Authority**

	Nova Southeastern University, Series 2004 B, 5.500% 04/01/24	155,000	163,664
--	--	---------	---------

**IL Chicago State University**

	Series 1998, Insured: MBIA 5.500% 12/01/23	1,085,000	1,269,190
--	--	-----------	-----------

**PA Higher Education Facilities Authority**

	Philadelphia University, Series 2004 A, 5.125% 06/01/25	500,000	506,170
--	---	---------	---------

**TN Metropolitan Government,  
Nashville & Davidson County, Health &  
Educational Facilities Board**

	Meharry Medical College, Series 1996, Insured: AMBAC 6.000% 12/01/16	1,575,000	1,830,118
--	---	-----------	-----------

**TX Texas Tech University**

	Series 1999, Insured: AMBAC 5.000% 02/15/29	2,500,000	2,605,025
--	---	-----------	-----------

Education Total			6,374,167
-----------------	--	--	-----------

**Prep School 1.1%**

Edgar Filing: COLONIAL INVESTMENT GRADE MUNICIPAL TRUST - Form N-Q

<b>MA Industrial Finance Agency</b>			
	Tabor Academy, Series 1998, 5.400% 12/01/28	1,000,000	1,052,630
<b>NH Business Finance Authority</b>			
	Proctor Academy, Series 1998 A, 5.400% 06/01/17	365,000	375,954
Prep School Total			1,428,584
<b>Student Loan 2.5%</b>			


Edgar Filing: COLONIAL INVESTMENT GRADE MUNICIPAL TRUST - Form N-Q

<b>CT Higher Education Supplemental Loan Authority</b>	Senior Family Education Loan Program, Series A, Insured: MBIA		
	4.250% 11/15/19	1,700,000	1,701,751
<b>NE Nebhelp, Inc.</b>	Series 1993 A-6, AMT, Insured: MBIA		

Municipal Bonds (continued)	Par (\$)	Value (\$)
[Redacted content]		



**EDUCATION** (continued)  
**Student Loan** (continued)



Edgar Filing: COLONIAL INVESTMENT GRADE MUNICIPAL TRUST - Form N-Q

	6.450% 06/01/18	1,500,000	1,527,420
Student Loan Total			3,229,171
EDUCATION TOTAL			11,031,922

**HEALTH CARE 26.0%**

**Continuing Care Retirement 8.0%**


Edgar Filing: COLONIAL INVESTMENT GRADE MUNICIPAL TRUST - Form N-Q

<b>CA La Verne</b>	Brethren Hillcrest Homes, Series 2003 B, 6.625% 02/15/25	350,000	385,140
<b>CO Health Facilities Authority</b>	Covenant Retirement Communities, Inc. 5.000% 12/01/16	860,000	888,242
<b>CT Development Authority</b>	Elim Park Baptist Home, Inc., Series 2003, 5.750% 12/01/23	250,000	265,877
<b>FL Capital Projects Finance Authority</b>	Glenridge on Palmer Ranch, Series 2002 A, 8.000% 06/01/32	500,000	555,650
<b>FL Lee County Industrial Development Authority</b>	Shell Point Village Project, Series 1999 A, 5.500% 11/15/29	175,000	177,898
<b>GA Fulton County</b>	Canterbury Court Project, Series 2004 A, 6.125% 02/15/34	250,000	253,928
<b>GA Savannah Economic Development Authority</b>	Marshes of Skidaway, Series 2003 A, 7.400% 01/01/24	250,000	266,432
<b>IL Finance Authority</b>	Washington & Jane Smith Community, Series 2005 A, 6.250% 11/15/35	500,000	504,855
<b>IL Health Facilities Authority</b>	Lutheran Senior Ministries, Series 2001, 7.375% 08/15/31	250,000	265,517
<b>IN Health &amp; Educational Facility Financing Authority Revenue</b>	Washington & Jane Smith Community, Series 2003 A, 7.000% 11/15/32	250,000	267,765

<b>Municipal Bonds (continued)</b>	<b>Par (\$)</b>	<b>Value (\$)</b>
[Redacted content]		

**HEALTH CARE (continued)**

**Continuing Care Retirement (continued)**



Edgar Filing: COLONIAL INVESTMENT GRADE MUNICIPAL TRUST - Form N-Q


	Baptist Homes of Indiana Inc., Series 2005, 5.250% 11/15/35	500,000	507,600
<b>MD Westminster Economic Development Authority</b>			
	Carroll Lutheran Village, Inc., Series 2004 A, 5.875% 05/01/21	500,000	516,220
<b>MO Cole County Industrial Development Authority</b>			
	Lutheran Senior Services,Heisinger Project, Series 2004, 5.500% 02/01/35	500,000	522,995
<b>NC Medical Care Commission</b>			
	United Methodist Retirement Home, Inc. Series 2005 C, 5.250% 10/01/24	250,000	251,800
<b>NJ Economic Development Authority</b>			
	Lions Gate, Series 2005 A: 5.750% 01/01/25	310,000	317,176
	5.875% 01/01/37	100,000	101,894
	Winchester Gardens, Series 2004 A: 5.750% 11/01/24	350,000	376,943
<b>PA Bucks County Industrial Development Authority</b>			
	5.800% 11/01/31	250,000	267,110
	Ann s Choice, Inc., Series 2005 A, 6.125% 01/01/25	500,000	515,795
<b>PA Chartiers Valley Industrial &amp; Commercial Development Authority</b>			
	Friendship Village/South, Series 2003 A, 5.250% 08/15/13	500,000	510,100
<b>PA Delaware County Authority</b>			
	Dunwoody Village, Series 2003 A, 5.375% 04/01/17	250,000	265,217
<b>PA Montgomery County Industrial Development Authority</b>			
	Whitemarsh Community, Series 2005: 6.125% 02/01/28	200,000	210,362
	6.250% 02/01/35	300,000	315,996
<b>TN Johnson City Health &amp; Educational Facilities Authority</b>			
	Appalachian Christian Village, Series 2004 A, 6.250% 02/15/32	250,000	254,538
<b>TN Shelby County Health, Educational &amp; Housing Facilities Board</b>			

<b>Municipal Bonds (continued)</b>	<b>Par (\$)</b>	<b>Value (\$)</b>
[Redacted content]		



**HEALTH CARE (continued)**

**Continuing Care Retirement (continued)**



Edgar Filing: COLONIAL INVESTMENT GRADE MUNICIPAL TRUST - Form N-Q

	Germantown Village, Series 2003 A, 7.250% 12/01/34	150,000	157,016
<b>TX Abilene Health Facilities Development Corp.</b>			
	Sears Methodist Retirement Systems, Series 2003 A, 7.000% 11/15/33	500,000	539,720
<b>VA Virginia Beach Development Authority</b>			
	Westminster-Canterbury of Hampton, Series 2005, 5.250% 11/01/26	300,000	304,230
<b>VA Winchester Industrial Development Authority</b>			
	Westminster-Canterbury, Series 2005 A 5.300% 01/01/35	250,000	252,008
<b>WI Health &amp; Educational Facilities Authority</b>			
	Eastcastle Place, Inc., Series 2004, 6.125% 12/01/34	150,000	152,549
	Three Pillars Senior Living Communities, Series 2003, 5.600% 08/15/23	300,000	311,244
<b>Continuing Care Retirement Total</b>			<b>10,481,817</b>
<b>Health Services 1.2%</b>			

Edgar Filing: COLONIAL INVESTMENT GRADE MUNICIPAL TRUST - Form N-Q

<b>CO Health Facilities Authority</b>			
	National Jewish Medical & Research Center, Series 1998 B, 5.375% 01/01/29	250,000	251,878
<b>LA Public Facilities Authority Revenue</b>			
	Pennington Medical Foundation Project, Series 2006 5.000% 07/01/21(a)	1,000,000	1,038,410
<b>MA Health &amp; Educational Facilities Authority</b>			
	Civic Investments, Inc., Series 2002 A, 9.000% 12/15/15	250,000	303,377
Health Services Total			1,593,665
<b>Hospitals 13.3%</b>			

Edgar Filing: COLONIAL INVESTMENT GRADE MUNICIPAL TRUST - Form N-Q

<b>AR Washington County</b>			
	Wahsington Regional Medical Center,		
	Series 2005 B,		
	5.000% 02/01/30	400,000	403,424
<b>CA Health Facilities Financing Authority</b>			
	Catholic Healthcare West,		
	Series 2004 I,		
	4.950% 07/01/26	200,000	210,382

<b>Municipal Bonds (continued)</b>	<b>Par (\$)</b>	<b>Value (\$)</b>
[Redacted content]		

**HEALTH CARE (continued)**

**Hospitals (continued)**



Edgar Filing: COLONIAL INVESTMENT GRADE MUNICIPAL TRUST - Form N-Q

<b>CA Rancho Mirage Joint Powers Financing Authority</b>			
	Eisenhower Medical Center, Series 2004, 5.625% 07/01/29	1,000,000	1,053,280
<b>CA Statewide Communities Development Authority</b>			
	Kaiser Permanente, Series 2004 I, 3.450% 04/01/35	250,000	242,880
<b>CA Turlock</b>			
	Emanuel Medical Center, Inc., Series 2004, 5.375% 10/15/34	500,000	511,575
<b>CO Health Facilities Authority</b>			
	Evangelical Lutheran Good Samaritan Foundation, Series 2005, 5.000% 06/01/35	125,000	126,926
	Parkview Medical Center, Series 2004, 5.000% 09/01/25	250,000	254,698
	Vail Valley Medical Center Project, Series 2004, 5.000% 01/15/20	250,000	258,315
<b>DE Health Facilities Authority</b>			
	Beebe Medical Center, Series 2004 A, 5.000% 06/01/16	500,000	524,720
<b>FL Orange County Health Facilities Authority</b>			
	Orlando Regional Healthcare System: Series 1996 C, Insured: MBIA 6.250% 10/01/13	720,000	828,698
	Series 1999, 6.000% 10/01/26	175,000	184,564
<b>FL South Broward Hospital District</b>			
	Series 2002, 5.625% 05/01/32	1,000,000	1,072,060
<b>IL Development Finance Authority</b>			
	Adventist Health System, Series 1999, 5.500% 11/15/20	900,000	968,571
<b>IL Southwestern Development Authority</b>			
	Anderson Hospital, Series 1999: 5.375% 08/15/15	380,000	393,570
<b>IN Health Facility Financing Authority</b>			
	Community Foundation of Northwest Indiana, Inc., Series 2004 A, 6.000% 03/01/34	150,000	159,971
<b>KS University Hospital Authority</b>			
	Kansas University Health System,		

<b>Municipal Bonds (continued)</b>	<b>Par (\$)</b>	<b>Value (\$)</b>
[Redacted content]		



**HEALTH CARE (continued)**

**Hospitals (continued)**



Edgar Filing: COLONIAL INVESTMENT GRADE MUNICIPAL TRUST - Form N-Q

	Series 2002, 5.625% 09/01/32	500,000	534,335
<b>LA Public Facilities Authority</b>			
	Touro Infirmary, Series 1999 A, 5.625% 08/15/29	500,000	496,445
<b>MA Health &amp; Educational Facilities Authority</b>			
	Milford-Whitinsville Regional Hospital, Series 1998 C, 5.750% 07/15/13	500,000	517,715
	South Shore Hospital, Series 1999 F, 5.750% 07/01/29	1,000,000	1,063,260
<b>MD Health &amp; Higher Educational Facilities Authority</b>			
	Adventist Healthcare, Series 2003 A: 5.000% 01/01/16	250,000	258,670
	5.750% 01/01/25	250,000	268,222
<b>MI Hospital Finance Authority</b>			
	Oakwood Obligated Group, Series 2003, 5.500% 11/01/18	400,000	430,880
<b>MN St. Paul Housing &amp; Redevelopment Authority</b>			
	HealthEast, Inc.: Series 2001 A, 5.700% 11/01/15	250,000	258,928
	Series 2005, 5.150% 11/15/20	250,000	258,830
<b>MO Saline County Industrial Development Authority Facility</b>			
	John Fitzgibbon Memorial Hospital, Series 2005, 5.625% 12/01/35	500,000	502,580
<b>MT Facilities Finance Authority</b>			
	Montana s Children s Home and Hospital, Series 2005 B, 4.750% 01/01/24	250,000	254,688
<b>NH Higher Educational &amp; Health Facilities Authority</b>			
	Catholic Medical Center, Series 2002, 6.125% 07/01/32	500,000	534,005
<b>NJ Health Care Facilities Financing Authority</b>			
	Capital Health Systems, Inc., Series 2003 A, 5.750% 07/01/23	350,000	377,072
<b>NV Henderson Healthcare Facility</b>			

<b>Municipal Bonds (continued)</b>	<b>Par (\$)</b>	<b>Value (\$)</b>
[Redacted content]		

**HEALTH CARE (continued)**

**Hospitals (continued)**



Edgar Filing: COLONIAL INVESTMENT GRADE MUNICIPAL TRUST - Form N-Q

	Series 1999 A, 6.750% 07/01/20	60,000	66,410
<b>NV Henderson</b>	St. Rose Dominican Hospital, Series 1998 A, Pre-refunded 5.375% 07/01/26	195,000	199,906
<b>NY Dormitory Authority</b>	Mount Sinai Hospital New York University Center, Series 2000, 5.500% 07/01/26	200,000	202,990
	Mount Sinai Hospital NYU Medical Center, Series 2000, 5.500% 07/01/26	300,000	304,485
	North Shore - Long Island Jewish Medical Center, Series 2003, 5.500% 05/01/33	100,000	107,207
<b>OH Lakewood Hospital Improvement</b>	Lakewood Hospital Association, Series 2003, 5.500% 02/15/14	385,000	413,117
<b>RI State Health &amp; Educational Building</b>	Hospital Lifespan, Series 2002, Unrefunded, 6.375% 08/15/21	65,000	72,076
<b>SC Jobs- Economic Development Authority</b>	Bon Secours-St. Francis Medical Center, Series 2002 A, 5.500% 11/15/23	500,000	528,955
<b>SC Lexington County Health Services District Revenue</b>	Lexington Medical Center Project, Series 2003, 5.500% 11/01/23	500,000	531,445
<b>SD Health &amp; Educational Facilities Authority</b>	Sioux Valley Hospital & Health System, Series 2004 A, 5.250% 11/01/34	250,000	261,717
<b>VA Augusta County Industrial Development Authority</b>	Augusta Health Care, Inc., Series 2003, 5.250% 09/01/19	1,000,000	1,090,130
<b>WI Health &amp; Educational Facilities Authority</b>	Aurora Health Care, Inc., Series 2003, 6.400% 04/15/33 Fort Healthcare, Inc.,	175,000	194,201

Municipal Bonds (continued)	Par (\$)	Value (\$)
[Redacted content]		

**HEALTH CARE (continued)**

**Hospitals (continued)**



Edgar Filing: COLONIAL INVESTMENT GRADE MUNICIPAL TRUST - Form N-Q

	5.375% 05/01/18	385,000	405,463
Hospitals Total			17,327,366
<b>Intermediate Care Facilities</b>	<b>0.5%</b>		



Edgar Filing: COLONIAL INVESTMENT GRADE MUNICIPAL TRUST - Form N-Q


<b>IL Development Finance Authority</b>			
	Hoosier Care, Inc.,		
	Series 1999 A,		
	7.125% 06/01/34	455,000	439,576
<b>MA Development Finance Agency</b>			
	Evergreen Center, Inc.,		
	Series 2005,		
	5.000% 01/01/24	250,000	245,070
Intermediate Care Facilities Total			684,646
<b>Nursing Homes 3.0%</b>			

Edgar Filing: COLONIAL INVESTMENT GRADE MUNICIPAL TRUST - Form N-Q

<b>AK Juneau</b>			
	St. Ann's Care Center, Inc., Series 1999, 6.875% 12/01/25	485,000	475,300
<b>CO Health Facilities Authority</b>			
	Pioneer Health Care, Series 1989, 10.500% 05/01/19	1,540,000	1,246,738
<b>DE Economic Development Authority</b>			
	Churchman Village Project, Series 1991 A, 10.000% 03/01/21	865,000	879,160
<b>PA Chester County Industrial Development Authority</b>			
	Pennsylvania Nursing Home, Series 2002, 8.500% 05/01/32	750,000	781,222
<b>PA Delaware County Industrial Development Authority</b>			
	Care Institute-Main Line LLC, Series 2005, 9.000% 08/01/31	540,000	487,312
<b>WI Health &amp; Educational Facilities Authority</b>			
	Metro Health Foundation, Inc., Series 1993, 11.000% 11/01/22(b)	966,819	10,877
Nursing Homes Total			3,880,609
<b>HEALTH CARE TOTAL</b>			<b>33,968,103</b>

**HOUSING 12.3%**

**Assisted Living / Senior 1.5%**



---

**NC Medical Care Commission**

DePaul Community Facilities,  
Series 1998,

<b>Municipal Bonds (continued)</b>	<b>Par (\$)</b>	<b>Value (\$)</b>
[Redacted content]		


**HOUSING (continued)**

**Assisted Living / Senior (continued)**

**6.125% 01/01/28**

**500,000**

**470,330**



Edgar Filing: COLONIAL INVESTMENT GRADE MUNICIPAL TRUST - Form N-Q

<b>NY Suffolk County Industrial Development Agency</b>	Gurwin-Jewish Phase II, Series 2004, 6.700% 05/01/39	500,000	533,280
<b>OR Clackamas County Hospital Facility Authority Revenue</b>	Series 2005, 5.250% 10/01/27	500,000	499,100
<b>TX Bell County Health Facility Development Corp.</b>	Care Institute, Inc., Series 1994, 9.000% 11/01/24	450,000	431,168
Assisted Living / Senior Total			1,933,878
<b>Multi-Family 7.5%</b>			

Edgar Filing: COLONIAL INVESTMENT GRADE MUNICIPAL TRUST - Form N-Q


<b>DC Housing Finance Agency</b>	Henson Ridge, Series 2004 E, AMT, Insured: FHA 5.100% 06/01/37	500,000	511,405
<b>FL Broward County Housing Finance Authority</b>	Chaves Lake Apartment, Series 2000 A, AMT, 7.500% 07/01/40	500,000	520,085
<b>FL Capital Trust Agency</b>	Atlantic Housing Foundation, Inc., Series 2005 C, 5.875% 01/01/28	375,000	379,399
<b>FL Clay County Housing Finance Authority</b>	Madison Commons Apartments, Series 2000 A, AMT, 7.450% 07/01/40	245,000	247,051
<b>MA Housing Finance Agency</b>	Series 2004 A, AMT, Insured: FSA 5.250% 07/01/25	2,000,000	2,060,000
<b>ME Housing Authority</b>	Series 2005 E, AMT, 5.000% 12/01/28	250,000	252,275
<b>MN Minneapolis Student Housing Revenue</b>	Series 2005 A-2, AMT, 4.950% 11/15/27	500,000	504,670
<b>MN White Bear Lake</b>	Riverton Community Housing Project, Series 2006 A, 5.700% 08/01/40(a)	250,000	248,240
	Birch Lake Townhome Project, Series 1989 B, AMT,		



Municipal Bonds (continued)	Par (\$)	Value (\$)
	[Redacted Content]	

**HOUSING (continued)**

**Multi-Family (continued)**



(c) 07/15/19

668,000

207,080

Edgar Filing: COLONIAL INVESTMENT GRADE MUNICIPAL TRUST - Form N-Q


	Birch Lake Townhome, Series 1989 A, AMT, 10.250% 07/15/19	775,000	736,250
<b>NC Medical Care Commission</b>			
	ARC Projects, Series 2004 A, 5.800% 10/01/34	655,000	700,169
<b>NJ Middlesex County Improvement Authority</b>			
	Street Student Housing Project, Series 2004 A, 5.000% 08/15/18	300,000	311,739
<b>NM Mortgage Finance Authority</b>			
	Series 2005 E, AMT, Insured: FHA 4.800% 09/01/40	500,000	493,105
<b>NY New York City Housing Development Corp.</b>			
	Series 2005 F-1, 4.650% 11/01/25	500,000	515,300
<b>OH Montgomery County</b>			
	Series 2005, Insured: FHLMC 4.950% 11/01/35	250,000	253,052
<b>Resolution Trust Corp.</b>			
	Pass-Through Certificates, Series 1993 A, 8.500% 12/01/16	227,741	224,028
<b>WA Seattle Housing Authority</b>			
	High Rise Rehabilitation Phase I LP, Series 2005, AMT, Insured: FSA 5.000% 11/01/25	500,000	508,410
<b>WA Tacoma Housing Authority</b>			
	Redwood, Series 2005, AMT, Guarantor: GNMA 5.050% 11/20/37	1,040,000	1,056,640
Multi-Family Total			9,728,898
Single-Family	3.3%		

Edgar Filing: COLONIAL INVESTMENT GRADE MUNICIPAL TRUST - Form N-Q

<b>CO Housing Finance Authority</b>			
	Series 2000 B-2, AMT, 7.250% 10/01/31	85,000	88,103
<b>IL Chicago</b>			
	Series 2000 A, AMT, Guarantor: FNMA 7.150% 09/01/31	35,000	35,261
<b>MA Housing Finance Agency</b>			

Municipal Bonds (continued)	Par (\$)	Value (\$)
[Redacted content]		

**HOUSING (continued)**  
**Single-Family (continued)**




Edgar Filing: COLONIAL INVESTMENT GRADE MUNICIPAL TRUST - Form N-Q

	Series 2005 118, AMT, 4.850% 12/01/35	750,000	744,105
	Series 2005 B, 5.000% 06/01/30	455,000	469,251
<b>ME Housing Authority</b>			
	Series 2005 D-2, AMT, 4.800% 11/15/36	1,500,000	1,502,010
<b>MT Board of Housing</b>			
	Series 2005 A, AMT, 5.000% 06/01/36	1,000,000	1,014,110
<b>WI Housing &amp; Economic Development Authority</b>			
	Series 2005 C, AMT, 4.875% 03/01/36	500,000	497,265
Single-Family Total			4,350,105
<b>HOUSING TOTAL</b>			<b>16,012,881</b>



**INDUSTRIALS** 3.1%

**Food Products** 1.0%



Edgar Filing: COLONIAL INVESTMENT GRADE MUNICIPAL TRUST - Form N-Q

<b>MI Strategic Fund</b>			
	Imperial Holly Corp., Series 1998 C, AMT,		
	6.550% 11/01/25	250,000	245,013
<b>NE Washington County WasteWater Facilities Authority</b>			
	Cargill, Inc., Series 2002, AMT,		
	5.900% 11/01/27	1,000,000	1,091,900
Food Products Total			1,336,913
<b>Forest Products &amp; Paper 1.1%</b>			

Edgar Filing: COLONIAL INVESTMENT GRADE MUNICIPAL TRUST - Form N-Q

<b>AL Camden Industrial Development Board</b>			
	Weyerhaeuser Co., Series 2003 B, AMT, 6.375% 12/01/24	275,000	300,894
<b>AR Camden Environmental Improvement Authority</b>			
	International Paper Co., Series 2004 A, AMT, 5.000% 11/01/18	500,000	497,415
<b>FL Escambia County Environmental Improvement Revenue</b>			
	International Paper Co., Series 2003 A, AMT, 5.750% 11/01/27	250,000	258,750
<b>MS Lowndes County</b>			
	Disposal & Pollution Control, Weyerhaeuser Co., Series 1992 B,		

<b>Municipal Bonds (continued)</b>	<b>Par (\$)</b>	<b>Value (\$)</b>
[Redacted content]		

**INDUSTRIALS (continued)**

**Forest Products & Paper (continued)**

	<b>6.700% 04/01/22</b>	325,000	389,181
		<b>Forest Products &amp; Paper Total</b>	<b>1,446,240</b>

**Manufacturing 0.2%**

**MO Development Finance Board**

	Procter & Gamble Co.,		
	Series 1999, AMT,		
	5.200% 03/15/29	250,000	276,850
Manufacturing Total			276,850


**Oil & Gas 0.8%**

Edgar Filing: COLONIAL INVESTMENT GRADE MUNICIPAL TRUST - Form N-Q

<b>NJ Middlesex County Pollution Control Authority</b>			
	Amerada Hess Corp., Series 2004, 6.050% 09/15/34	175,000	191,319
<b>NV Clark County Industrial Development Authority</b>			
	Southwest Gas Corp., Series 2003 E, AMT, 5.800% 03/01/38	250,000	267,797
<b>TX Gulf Coast Industrial Development Authority</b>			
	Citgo Petroleum, Series 1998, AMT, 8.000% 04/01/28	250,000	281,100
<b>VI Virgin Islands Public Finance Authority</b>			
	Hovensa LLC, Series 2003, AMT, 6.125% 07/01/22	200,000	219,668
Oil & Gas Total			959,884
<b>INDUSTRIALS TOTAL</b>			<b>4,019,887</b>

**OTHER** 13.2%

**Other** 0.5%





**NY Convention Center Operating Corp.**

	Yale Building Project, Series 2003, (c) 06/01/08	700,000	645,134
Other Total			645,134

**Pool / Bond Bank 1.4%**

Edgar Filing: COLONIAL INVESTMENT GRADE MUNICIPAL TRUST - Form N-Q

<b>KS Development Finance Authority</b>	Water Pollution Control, 5.500% 11/01/17	1,125,000	1,287,113
<b>OH Summit County Port Authority</b>	Seville Project, Series 2005 A,		

Municipal Bonds (continued)	Par (\$)	Value (\$)
[Redacted content]		

Edgar Filing: COLONIAL INVESTMENT GRADE MUNICIPAL TRUST - Form N-Q

**OTHER (continued)**

5.100% 05/15/25

500,000

506,565

Pool / Bond Bank Total

1,793,678

**Refunded / Escrowed(d) 9.6%**


Edgar Filing: COLONIAL INVESTMENT GRADE MUNICIPAL TRUST - Form N-Q

<b>CA Golden State Tobacco Securitization Corp.</b>			
	Series 2003 B, Pre-refunded 06/01/13, 5.500% 06/01/43	500,000	554,215
<b>CO Highlands Ranch Metropolitan District No. 2</b>			
	Series 1996, Escrowed to Maturity Insured:FSA 6.500% 06/15/11	725,000	825,978
<b>FL Orange County Health Facilities Authority</b>			
	Orlando Regional Healthcare System: Series 1996 C, Escrowed to Maturity, Insured: MBIA 6.250% 10/01/13	1,740,000	2,027,518
	Series 2002, 5.750% 12/01/32	150,000	167,783
<b>IL Health Facilities Authority</b>			
	Swedish American Hospital, Series 2000, Pre-refunded 05/15/10, 6.875% 11/15/30	500,000	560,660
<b>MA Development Finance Agency</b>			
	Western New England College, Series 2002, Pre-refunded 12/01/12, 6.125% 12/01/32	315,000	361,686
<b>MD Health &amp; Higher Educational Facilities Authority</b>			
	University of Maryland Medical System, Series 2000, 6.750% 07/01/30	250,000	284,275
<b>MI Garden City School District</b>			
	Series 2001, Pre-refunded 05/01/11, Insured: QSBLF 5.500% 05/01/16	325,000	352,527
<b>MN University of Minnesota</b>			
	Series 1996 A, Escrowed to Maturity: 5.500% 07/01/21	2,000,000	2,307,160
	5.750% 07/01/14	500,000	570,265
<b>MO Health &amp; Educational Facilities Authority</b>			
	Central Institute for the Deaf, Series 1999, Pre-refunded 01/01/10 Insured: RAD		

Municipal Bonds (continued)	Par (\$)	Value (\$)
[Redacted content]		

**OTHER (continued)**

**Refunded / Escrowed(d) (continued)**



5.850% 01/01/22

600,000

648,894



Edgar Filing: COLONIAL INVESTMENT GRADE MUNICIPAL TRUST - Form N-Q

<b>NC Lincoln County</b>			
	Lincoln County Hospital, Series 1991, Escrowed to Maturity, 9.000% 05/01/07	45,000	46,531
<b>NC Municipal Power Agency</b>			
	Catawba No. 1, Series 1986, Escrowed to Maturity, 5.000% 01/01/20	1,670,000	1,854,184
<b>NV Henderson Health Care Facility Revenue</b>			
	St. Rose Dominican Hospital, Series 1998 A, Pre-refunded 07/01/08, 5.375% 07/01/26	55,000	57,374
<b>NV Henderson Healthcare Facility</b>			
	Series 1999 A, Pre-refunded 07/01/10, 6.750% 07/01/20	440,000	497,662
<b>NY New York City</b>			
	Series 1997 A, Pre-refunded 08/01/06, 7.000% 08/01/07	80,000	82,414
<b>RI State Health &amp; Educational Building Corp., Revenue</b>			
	Hospital Financing Lifespan, Series 2002, Pre-refunded 05/15/12 6.375% 08/15/21	435,000	502,294
<b>TN Shelby County Health, Educational &amp; Housing Facilities Board</b>			
	Open Arms Development Centers: Series 1992 A, Pre-refunded 08/01/07, 9.750% 08/01/19	390,000	438,227
	Series 1992 C, Pre-refunded 08/01/12, 9.750% 08/01/19	395,000	443,846
Refunded / Escrowed Total			12,583,493
<b>Tobacco 1.7%</b>			


Edgar Filing: COLONIAL INVESTMENT GRADE MUNICIPAL TRUST - Form N-Q

<b>CA Golden State Tobacco Securitization Corp.</b>			
	Series 2003 A-1, 6.250% 06/01/33	750,000	820,725
<b>NY Tsasc, Inc.</b>			
	Series 1 2006, 5.125% 06/01/42	750,000	743,220
<b>SC Tobacco Settlement Financing Corp.,</b>			
	Series 2001 B,		

Municipal Bonds (continued)	Par (\$)	Value (\$)
	[Redacted Content]	

**OTHER** (continued)

**Tobacco** (continued)




Edgar Filing: COLONIAL INVESTMENT GRADE MUNICIPAL TRUST - Form N-Q

	6.375% 05/15/28	400,000	430,884
<b>WI Badger Tobacco Asset Securitization Corp.</b>			
	Series 2002, 6.375% 06/01/32	250,000	268,947
Tobacco Total			2,263,776
OTHER TOTAL			17,286,081

**OTHER REVENUE 2.6%**

**Hotels 0.6%**



Edgar Filing: COLONIAL INVESTMENT GRADE MUNICIPAL TRUST - Form N-Q

<b>MA Boston Industrial Development Finance Authority</b>			
	Crosstown Center Project, Series 2002, AMT, 6.500% 09/01/35	285,000	293,279
<b>NJ Middlesex County Improvement Authority</b>			
	Heldrich Associates LLC, Series 2005 B, 6.250% 01/01/37	500,000	498,695
Hotels Total			791,974
<b>Recreation</b>	<b>1.2%</b>		

Edgar Filing: COLONIAL INVESTMENT GRADE MUNICIPAL TRUST - Form N-Q

<b>CA Cabazon Band Mission Indians</b>			
	Series 2004:		
	8.375% 10/01/15	105,000	107,538
	8.750% 10/01/19	390,000	399,645
<b>DC District of Columbia</b>			
	Smithsonian Institute, Series 1997,		
	5.000% 02/01/28	1,000,000	1,017,910
Recreation Total			1,525,093
<b>Retail 0.8%</b>			



Edgar Filing: COLONIAL INVESTMENT GRADE MUNICIPAL TRUST - Form N-Q

---

<b>MN International Falls</b>			
	Boise Cascade Corp., Series 1999, AMT, 6.850% 12/01/29	500,000	534,545
<b>NY New York City Industrial Development Agency</b>	IAC/Interactive Corp., Series 2005,		

<b>Municipal Bonds (continued)</b>	<b>Par (\$)</b>	<b>Value (\$)</b>
[Redacted content]		

**OTHER REVENUE (continued)**

**Retail (continued)**



Edgar Filing: COLONIAL INVESTMENT GRADE MUNICIPAL TRUST - Form N-Q

	5.000% 09/01/35	500,000	502,895
Retail Total			1,037,440
OTHER REVENUE TOTAL			3,354,507

**RESOURCE RECOVERY 2.9%**

**Disposal 1.1%**



Edgar Filing: COLONIAL INVESTMENT GRADE MUNICIPAL TRUST - Form N-Q

<b>IL Development Finance Authority</b>			
	Waste Management, Inc.,		
	Series 1997, AMT,		
	5.050% 01/01/10	500,000	514,370
<b>MI Strategic Fund</b>			
	Waste Management, Inc.,		
	Series 1995, AMT,		
	5.200% 04/01/10	500,000	517,745
<b>OH Solid Waste</b>			
	Republic Services,		
	Series 2004, AMT,		
	4.250% 04/01/33	500,000	486,295
Disposal Total			1,518,410
<b>Resource Recovery 1.8%</b>			

Edgar Filing: COLONIAL INVESTMENT GRADE MUNICIPAL TRUST - Form N-Q

<b>MA Industrial Finance Agency</b>			
	Ogden Haverhill Project, Series 1998 A, AMT, 5.450% 12/01/12	1,250,000	1,275,050
<b>PA Delaware County Industrial Development Authority</b>			
	BFI, Series 1997 A, 6.100% 07/01/13	1,000,000	1,048,300
Resource Recovery Total			2,323,350
<b>RESOURCE RECOVERY TOTAL</b>			<b>3,841,760</b>

**TAX-BACKED 46.0%**  
**Local Appropriated 5.1%**





Edgar Filing: COLONIAL INVESTMENT GRADE MUNICIPAL TRUST - Form N-Q


---

<b>CA Compton</b>			
	Civic Center & Capital Improvements, Series 1997 A, 5.500% 09/01/15	500,000	520,990
<b>CA Los Angeles County</b>			
	Series 1999 A, Insured: AMBAC (c) 08/01/21	2,135,000	1,060,198

Municipal Bonds (continued)	Par (\$)	Value (\$)
	[Redacted Content]	

**TAX-BACKED (continued)**

**Local Appropriated (continued)**



Edgar Filing: COLONIAL INVESTMENT GRADE MUNICIPAL TRUST - Form N-Q

<b>MN Andover Economic Development Authority</b>			
	Andover Community Center, Series 2004, 5.000% 02/01/19	600,000	627,522
<b>MN Hibbing Economic Development Authority</b>			
	Series 1997, 6.400% 02/01/12	335,000	338,514
<b>MO St. Louis Industrial Development Authority</b>			
	St. Louis Convention Center, Series 2000, Insured: AMBAC (c) 07/15/18	300,000	178,110
<b>SC Berkeley County School District</b>			
	Series 2003, 5.000% 12/01/28	500,000	511,580
<b>SC Dorchester County School District No. 2</b>			
	Series 2004, 5.250% 12/01/29	250,000	263,988
<b>SC Lancaster Educational Assistance Program</b>			
	Lancaster County School District, Series 2004, 5.000% 12/01/26	550,000	560,984
<b>SC Laurens County School District No. 55</b>			
	Series 2005, 5.250% 12/01/30	350,000	362,159
<b>SC Newberry Investing in Childrens Education</b>			
	Series 2005, 5.000% 12/01/30	350,000	355,404
<b>TX Houston Independent School District</b>			
	Series 1999 A, Insured: AMBAC (c) 09/15/13	2,500,000	1,843,525
Local Appropriated Total			6,622,974
<b>Local General Obligations 13.8%</b>			


Edgar Filing: COLONIAL INVESTMENT GRADE MUNICIPAL TRUST - Form N-Q

<b>CA Modesto High School District</b>			
	Series 2002 A, Insured: FGIC		
	(c) 08/01/19	1,350,000	751,437
<b>CA Pomona Unified School District</b>			
	Series 2000 A, Insured: MBIA		
	6.450% 08/01/22	1,000,000	1,275,500
<b>CA Vallejo City Unified School District</b>			
	Series 2002 A, Insured: MBIA		

<b>Municipal Bonds (continued)</b>	<b>Par (\$)</b>	<b>Value (\$)</b>
[Redacted content]		

**TAX-BACKED (continued)**

**Local General Obligations (continued)**



Edgar Filing: COLONIAL INVESTMENT GRADE MUNICIPAL TRUST - Form N-Q

	5.900% 08/01/25	2,000,000	2,425,820
<b>CA West Contra Costa Unified School District</b>			
	Series 2001 B, Insured: MBIA		
	6.000% 08/01/24	250,000	309,150
<b>CO Highlands Ranch Met Dist 2 Co.</b>			
	Series 1996, Insured: FGIC		
	6.500% 06/15/11	650,000	740,233
<b>IL Chicago</b>			
	Series 1995 A-2, Insured: AMBAC		
	6.250% 01/01/14	1,480,000	1,715,113
	Series 1999, Insured: FGIC		