

Edgar Filing: CMS ENERGY CORP - Form U-3A-2/A

CMS ENERGY CORP
Form U-3A-2/A
March 10, 2005

File No. 069-00333

SECURITIES AND EXCHANGE COMMISSION
Washington, D.C. 20549

FORM U-3A-2/A
Amendment No. 1

STATEMENT BY HOLDING COMPANY CLAIMING EXEMPTION UNDER
RULE U-3A-2 FROM THE PROVISIONS OF THE PUBLIC UTILITY
HOLDING COMPANY ACT OF 1935

TO BE FILED ANNUALLY PRIOR TO MARCH 1

CMS ENERGY CORPORATION
(Name of Company)

hereby files with the Securities and Exchange Commission, pursuant to Rule 2,
its statement claiming exemption as a holding company from the provisions of the
Public Utility Holding Company Act of 1935, and submits the following
information:

March 10, 2005

EXPLANATORY NOTE

This Form U-3A-2/A amends the Form U-3A-2 that was filed on February 28,
2005. This amendment includes the consolidated financial statements on Exhibit A
that were omitted from the Form U-3A-2 filed on February 28, 2005.

1. NAME, STATE OF ORGANIZATION, LOCATION AND NATURE OF BUSINESS OF CLAIMANT
AND EVERY SUBSIDIARY THEREOF, OTHER THAN ANY EXEMPT WHOLESALE GENERATOR
(EWG) OR FOREIGN UTILITY COMPANY (FUCO) IN WHICH CLAIMANT DIRECTLY OR
INDIRECTLY HOLDS AN INTEREST.

Claimant has listed EWGs, identified by an asterik (*) and FUCOs, identified by
double asterik (**) in order to maintain the continuity of the organizational
chart.

For the purpose of this filing CMS Energy will address the information requested
in section 1 under the headings of CMS Energy Corporation (Tier 1), CMS
Enterprises Company (Tier 2), Consumers Energy Company (Tier 2) and Dearborn
Industrial Energy, L.L.C. (Tier 2). As set forth in detail below, CMS Energy
Corporation is the parent company of CMS Enterprises Company, Consumers Energy
Company and Dearborn Industrial Energy, L.L.C. All ownership interests are 100%
unless indicated parenthetically to the contrary and are accurate as of December

Edgar Filing: CMS ENERGY CORP - Form U-3A-2/A

31, 2004.

1

01 CMS ENERGY CORPORATION

Address:
One Energy Plaza
Jackson, Michigan 49201

CMS Energy Corporation is an integrated energy company, which has as its primary business operations an electric and natural gas utility, natural gas pipeline systems, and independent power generation.

The name, state of organization and nature of business of CMS Energy's direct subsidiaries are described below:

02 CMS Enterprises Company

Address: One Energy Plaza
Jackson, Michigan 49201

CMS Enterprises Company is a Michigan corporation that, through various subsidiaries and affiliates, is engaged in diversified businesses in the United States and in select international markets.

02 Consumers Energy Company

Address: One Energy Plaza
Jackson, Michigan 49201

Consumers Energy Company is a Michigan corporation engaged in the generation, purchase, distribution and sale of electricity, and in the purchase, storage, distribution and sale of natural gas, in the lower peninsula of the State of Michigan.

02 Dearborn Industrial Energy, L.L.C.

Address: One Energy Plaza
Jackson, Michigan 49201

Dearborn Industrial Energy, L.L.C. is a Michigan limited liability company that holds the ownership interest in Dearborn Industrial Generation, L.L.C.

2

THE NAME, STATE OF ORGANIZATION AND NATURE OF BUSINESS OF EACH SUBSIDIARY AND THEIR SUBSIDIARIES ARE DESCRIBED BELOW:

02 CMS ENTERPRISES COMPANY

Address:
One Energy Plaza
Jackson, Michigan 49201

03 CMS Capital, L.L.C.

Address: One Energy Plaza
Jackson, Michigan 49201

Edgar Filing: CMS ENERGY CORP - Form U-3A-2/A

CMS Capital, L.L.C. is a Michigan limited liability company formed to assist in securing financing for CMS Energy Corporation and its subsidiaries and affiliates.

04 CMS Capital Financial Services, Inc.

Address: One Energy Plaza
Jackson, Michigan 49201

CMS Capital Financial Services, Inc. is a Michigan corporation engaged in the business of making loans to homeowners and small businesses for energy related goods or services.

04 EnerBank, USA

Address: One Energy Plaza
Jackson, Michigan 49201

EnerBank, USA is a Utah corporation engaged in the business of an "industrial loan corporation" to issue thrift certificates of deposit and thrift savings accounts for the payment of money, to issue capital notes or debentures to receive payments with or without allowance for interest.

03 CMS Comercializadora de Energia S.A. (98.52%)

Address: Edificio Torre Catalinas Plaza, Ing. Enrique Butty 220
8 Piso (Av. E. Madero Alt. 800/900) (1300)
Buenos Aires, Argentina

CMS Comercializadora de Energia S.A. is an Argentine corporation engaged in gas and electric marketing operations in Argentina.

3

03 *CMS Distributed Power, L.L.C.

Address: One Energy Plaza
Jackson, Michigan 49201

CMS Distributed Power, L.L.C is a Michigan limited liability company formed for the purpose of aggregating the output from multiple generators to have power available on demand.

03 CMS Energy Asia Private Limited (Singapore)

Address: Block 94C #09-2391 Bedok
North Avenue 4
Singapore 462094

CMS Energy Asia Private Limited, a Singapore corporation, was involved in the development of electrical generation and distribution opportunities, gas transmission, storage and distribution opportunities, electrical and gas marketing opportunities and development opportunities in Asia and the Pacific Rim.

04 CMS Energy India Pte Ltd (India) (99%)

Address: Oxford Center, 1st Floor #66
Sir C P Ramaswamy Road
Alwarpet, Chennai 600 018 India

Edgar Filing: CMS ENERGY CORP - Form U-3A-2/A

CMS Energy India Private Limited is an Indian corporation formed to pursue development opportunities in India.

03 CMS Energy India Pte Ltd (India) (1%)

03 CMS Energy South America Company

Address: One Energy Plaza
Jackson, Michigan 49201

CMS Energy South America Company is a Cayman Islands corporation formed to provide for consolidation of the development expenses and activity in Argentina and Brazil.

4

04 CMS Enterprises Development Company S.A. (99.99%)

Address: Edificio Torre Catalinas Plaza, Ing. Enrique Butty 220
8 degrees Piso (Av. E. Madero Alt. 800/900) (1300)
Buenos Aires, Argentina

CMS Enterprises Development Company S.A. is an Argentine corporation formed to handle development work in Argentina.

03 CMS Energy UK Limited

Address: One Energy Plaza
Jackson, Michigan 49201

CMS Energy UK Limited is a United Kingdom limited liability company involved in the development of energy-related businesses and projects in Africa and the Middle East.

03 CMS Enterprises Development, L.L.C.

Address: One Energy Plaza
Jackson, Michigan 49201

CMS Enterprises Development, L.L.C. is a Michigan limited liability company formed to invest in various projects.

03 CMS Enterprises Holding Company S.A. (99.99%)

Address: Edificio Torre Catalinas Plaza
Ing. Enrique Butty 220
8 degrees Piso (Av. E. Madero Alt. 800/900)
(1300) Buenos Aires, Argentina

CMS Enterprises Holding Company S.A. is an Argentine corporation formed as a holding corporation.

03 CMS Gas Transmission Company

Address: One Energy Plaza
Jackson, Michigan 49201

CMS Gas Transmission Company is a Michigan corporation organized to engage in the transmission, storage and processing of natural gas.

Edgar Filing: CMS ENERGY CORP - Form U-3A-2/A

5

04 Atlantic Methanol Capital Company (50%)

Address: One Energy Plaza
Jackson, Michigan 49201

Atlantic Methanol Capital Company is a Cayman Islands corporation formed to assist in the financing relating to an Equatorial Guinea methanol plant that has subsequently been sold.

05 CMS Methanol Company (40%)

04 CMS Energy Investment L.L.C. (70%)

Address: One Energy Plaza
Jackson, Michigan 49201

CMS Energy Investment L.L.C. is a Delaware limited liability company that acts as a holding company of CMS Energy's interests in the Michigan Gas Transmission assets.

05 CMS Antrim Gas LLC

05 CMS Bay Area Pipeline, LLC

05 CMS Grands Lacs LLC

05 CMS Jackson LLC

05 CMS Litchfield LLC

04 CMS Gas Argentina Company

Address: One Energy Plaza
Jackson, Michigan 49201

CMS Gas Argentina Company is a Cayman Islands corporation with an equity interest in Transportadora de Gas del Norte S.A., an Argentine corporation, which provides natural gas transmission services to the northern and central parts of Argentina.

05 Servicios de Aguas de Chile CMS y Compania Limitada (.01%)

05 Transportadora de Gas del Norte S.A. (TGN) (29.42%)

6

04 CMS International Ventures, L.L.C. (37.01%)
(See CMS Enterprises for list of subsidiaries)

Address: One Energy Plaza
Jackson, Michigan 49201

CMS International Ventures, L.L.C. is a Michigan limited liability company, formed to own, manage and sell certain of CMS Energy's international investments.

04 Nitrotec Corporation (50%)

Address: One Energy Plaza

Edgar Filing: CMS ENERGY CORP - Form U-3A-2/A

Jackson, Michigan 49201

Nitrotec Corporation is a Delaware corporation formed to invest in plants that extract helium from natural gas.

03 CMS Generation Co.

Address: One Energy Plaza
Jackson, Michigan 49201

CMS Generation Co. is a Michigan corporation engaged in the development of and investment in cogeneration and other independent power generation projects, both domestic and foreign.

04 CMS Centrales Termicas S.A. (99%)

Address: Edificio Torre Catalinas Plaza, Ing. Enrique Butty 220
8 Piso (Av. E. Madero Alt. 800/900) (1300)
Buenos Aires, Argentina

CMS Centrales Termicas S.A. is an Argentine corporation formed to own an interest in a 240 MW natural gas/fuel oil-fired electric power plant near Mendoza, Argentina.

05 Cuyana S.A. de Inversiones (1%)

06 *Centrales Termicas Mendoza, S.A. (92.6%)

04 CMS Enterprises International LLC

Address: One Energy Plaza
Jackson, Michigan 49201

CMS Enterprises International LLC is a Michigan limited liability company formed to eventually hold the interests of CMS Generation Investment Company IV.

7

04 CMS Generation Filer City, Inc.

Address: One Energy Plaza
Jackson, Michigan 49201

CMS Generation Filer City, Inc. is a Michigan corporation involved as a 50% General Partner in the T.E.S. Filer City Station Limited Partnership, a Michigan limited partnership that is the owner of the 54 megawatt (net) wood chip and coal-fired electric generating station in Filer City, Michigan.

04 CMS Generation Filer City Operating Company

Address: One Energy Plaza
Jackson, Michigan 49201

CMS Generation Filer City Operating Company is a Michigan corporation formed to operate a coal and waste wood-fueled power plant near Filer City, Michigan owned by the T.E.S. Filer City Station Limited Partnership.

04 CMS Generation Genesee Company

Edgar Filing: CMS ENERGY CORP - Form U-3A-2/A

Address: One Energy Plaza
Jackson, Michigan 49201

CMS Generation Genesee Company is a Michigan corporation involved as a 1% General Partner in the Genesee Power Station Limited Partnership, a Delaware limited partnership, which owns and operates a 35-megawatt (net) waste wood-fired electric generating facility located in Genesee County, Michigan.

- 05 Genesee Power Station Limited Partnership (1%)
- 06 GPS Newco, L.L.C (50%)
- 04 CMS Generation Grayling Company

Address: One Energy Plaza
Jackson, Michigan 49201

CMS Generation Grayling Company is a Michigan corporation involved as a 1% General Partner in Grayling Generating Station Limited Partnership, a Michigan limited partnership, that owns a 36-megawatt (net) waste wood-fueled power plant in Grayling, Michigan. Grayling Generating Station Limited Partnership owns GGS Holdings Company, a Michigan corporation, which is a .5% General Partner in AJD Forest Products Limited Partnership, a Michigan limited partnership, that operates a sawmill adjacent to the Grayling Generating Station and also supplies waste wood fuel to Grayling Generating Station. Grayling Generating Station Limited Partnership is a 49.5% Limited Partner in AJD Forest Products Limited Partnership.

8

- 05 Grayling Generating Station Limited Partnership (1%)
- 06 GGS Holdings Company
- 05 Grayling Partners Land Development, L.L.C. (1%)
- 04 CMS Generation Honey Lake Company

Address: One Energy Plaza
Jackson, Michigan 49201

CMS Generation Honey Lake Company is a Michigan corporation with a General Partnership interest and a Limited Partnership interest in H L Power Company, a California limited partnership that uses waste wood and geothermal fluid to generate a 30-megawatt (net) electric generating station in Lassen County, California. It is also involved as General Partner in Honey Lake Energy I LP, and Honey Lake Energy II LP, both Michigan limited partnerships formed to own limited partnership interests in H L Power Company.

- 05 Honey Lake Energy I L.P. (99%)
- 06 H L Power Company (18.65%)
- 05 Honey Lake Energy II L.P. (99%)
- 06 H L Power Company (18.65%)
- 05 H L Power Company (.5%)

Edgar Filing: CMS ENERGY CORP - Form U-3A-2/A

04 CMS International Ventures, L.L.C. (21.02%)
(See CMS Enterprises for list of subsidiaries)

04 CMS Generation Grayling Holdings Company

Address: One Energy Plaza
Jackson, Michigan 49201

CMS Generation Grayling Holdings Company is a Michigan corporation involved as a 49% Limited Partner in Grayling Generating Station Limited Partnership, a Michigan limited partnership. Grayling Generating Station Limited Partnership owns GGS Holdings Company, a Michigan corporation that owns a .5% General Partner interest in AJD Forest Products Limited Partnership, a Michigan limited partnership.

05 Grayling Generating Station Limited Partnership (49%)

06 GGS Holdings Company

05 Grayling Partners Land Development LLC (49%)

9

04 CMS Generation Holdings Company

Address: One Energy Plaza
Jackson, Michigan 49201

CMS Generation Holdings Company is a Michigan corporation involved as a limited partner in various proposed partnerships.

05 CMS Centrales Termicas S.A. (1%)

05 Genesee Power Station Limited Partnership (.5%)

06 GPS Newco, L.L.C. (50%)

05 GPS Newco, L.L.C. (50%)

05 CMS Generation, S.R.L. (.01%)

04 *Hidroelectrica El Chocon S.A. (2.48%)

06 Hidroinvest S.A. (25%)

07 *Hidroelectrica El Chocon S.A. (59%)

05 Moose River Properties (50%)

05 *CMS Ensenada S.A. (1%)

05 CMS Operating, S.R.L. (.001%)

04 *Dearborn Generation Operating, L.L.C.

Address: One Energy Plaza
Jackson, Michigan 49201

Dearborn Generation Operating, L.L.C. is a Michigan limited liability company formed to operate the cogeneration facility located at the Ford Rouge plant.

Edgar Filing: CMS ENERGY CORP - Form U-3A-2/A

04 CMS Generation Investment Company IV

Address: One Energy Plaza
Jackson, Michigan 49201

CMS Generation Investment Company IV is a Cayman Islands corporation formed as a holding company for various independent power projects in Africa and the Phillipines.

10

05 CMS Generation Investment Company II

06 CMS Generation Jorf Lasfar I Limited Duration Company (65%)

07 Jorf Lasfar Handelsbolag (50%)

07 Jorf Lasfar I HB (50%)

07 Jorf Lasfar Power Energy HB (50%)

06 CMS Generation Jorf Lasfar II Limited Duration (65%)

07 Jorf Lasfar Handelsbolag (50%)

07 Jorf Lasfar I HB (50%)

07 Jorf Lasfar Power Energy HB (50%)

06 CMS Generation Jegurupadu I Limited Duration Company (1%)

07 Jegurupadu O&M Company Mauritius (50%)

08 *Jegurupadu Operating & Maintenance Company (60%)

06 CMS Generation Jegurupadu II Limited Duration Company (1%)

07 Jegurupadu O&M Company Mauritius (50%)

08 *Jegurupadu Operating and Maintenance Company (60%)

05 CMS Generation Jorf Lasfar III Limited Duration Company (50%)

05 CMS Generation Luxembourg S.a.r.l.

06 CMS Generation Netherlands B.V.

07 Jorf Lasfar Energlaktiebolag

08 *Jorf Lasfar Energy Company (25%)

07 Jorf Lasfar Power Energy Aktiebolag

08 *Jorf Lasfar Energy Company (23%)

05 CMS Generation Jorf Lasfar I Limited Duration Company (35%)

06 Jorf Lasfar Handelsbolag (50%)

Edgar Filing: CMS ENERGY CORP - Form U-3A-2/A

11

- 07 *Jorf Lasfar Energy Company (2%)
- 05 CMS Generation Jorf Lasfar II Limited Duration Company (35%)
- 06 Jorf Lasfar Handelsbolag (50%)
- 07 *Jorf Lasfar Energy Company (2%)

04 CMS Generation Investment Company VI

Address: One Energy Plaza
Jackson, Michigan 49201

CMS Generation Investment Company VI is a Cayman Islands corporation formed as a holding company for energy projects in Africa.

- 05 CMS Takoradi Investment Company
- 06 CMS Takoradi Investment Company II
- 07 *Takoradi International Company (Ghana) (90%)

04 CMS Generation Investment Company VII

Address: One Energy Plaza
Jackson, Michigan 49201

CMS Generation Investment Company VII is a Cayman Islands corporation formed as a holding company for various energy projects in the Middle East.

- 05 CMS Generation Taweelah Limited
- 06 **Emirates CMS Power Company (40%)
- 07 Taweelah Shared Facilities Company LLC (17%)
- 05 CMS Jubail Investment Company I
- 06 *Jubail Energy Company (25%)
- 05 Shuweihat General Partner Company (50%)
- 06 Shuweihat Limited Partnership (1%)
- 07 *Shuweihat CMS International Power Company (UAE) (40%)
- 05 Shuweihat Limited Partnership (49.5%)

12

- 06 *Shuweihat CMS International Power Company (UAE) (40%)
- 05 *Shuweihat O&M Limited Partnership (49.5%)
- 05 Shuweihat O&M General Partner Company (50%)
- 06 *Shuweihat O&M Limited Partnership (1%)
- 05 Servicios de Aguas de Chile CMS y Compania Limitada (99.99%)

Edgar Filing: CMS ENERGY CORP - Form U-3A-2/A

04 *CMS (India) Operations & Maintenance Company Private Limited (1%)

04 *CMS Generation Operating Company

Address: One Energy Plaza
Jackson, Michigan 49201

CMS Generation Operating Company is a New York corporation involved in the operation of various power plants throughout the United States.

04 CMS Generation Recycling Company

Address: One Energy Plaza
Jackson, Michigan 49201

CMS Generation Recycling Company is a Michigan corporation that owns 50% of Mid-Michigan Recycling, L.L.C. Mid-Michigan Recycling, L.L.C. was created to be involved in supplying waste wood fuel for the Genesee Power Station Limited Partnership.

05 Mid-Michigan Recycling, L.L.C. (50%)

04 *CMS International Operating Company

Address: One Energy Plaza
Jackson, Michigan 49201

CMS International Operating Company is a Cayman Islands corporation, formed to own and control project operating and maintenance companies.

05 CMS Generation UK Operating Private Limited

06 Jorf Lasfar Aktiebolag

07 *CMS Morocco Operating Co., S.C.A. (99.7%)

05 *CMS (India) Operations & Maintenance Company Private Limited (99%)

05 CMS Generation Jorf Lasfar III Limited Duration Company (50%)

13

04 *CMS Generation Michigan Power L.L.C.

Address: One Energy Plaza
Jackson, Michigan 49201

CMS Generation Michigan Power L.L.C. is a Michigan limited liability company formed to own generating units which are to be sited in Michigan for the purpose of generating power during peak demand periods.

04 Exeter Management Company

Address: One Energy Plaza
Jackson, Michigan 49201

Exeter Management Company is a Connecticut corporation involved as the General Partner in the Exeter Energy Limited Partnership, which owns and operates the 29.8 MW tire-fueled cogeneration plant in Sterling, Connecticut.

Edgar Filing: CMS ENERGY CORP - Form U-3A-2/A

04 *Hidroelectrica El Chocon S.A. (2.48%)

Address: 8311 Neuquen
Neuquen Province
Villa El Chocon
Argentina

Hidroelectrica El Chocon S.A. is an Argentine company, which holds a thirty-year concession to operate two hydroelectric power plants in Argentina.

04 Honey Lake I, L.P. (1%)

Address: One Energy Plaza
Jackson, Michigan 49201

Honey Lake I, L.P. is a California limited partnership created to participate as a 24.75% limited partner in the cogeneration facility at Honey Lake, California.

05 H L Power Company (18.65%)

04 Honey Lake II, L.P. (1%)

Address: One Energy Plaza
Jackson, Michigan 49201

Honey Lake II, L.P. is a California limited partnership created to participate as a 24.75% limited partner in the cogeneration facility at Honey Lake, California.

05 H L Power Company (18.65%)

14

04 HYDRA-CO Enterprises, Inc.

Address: One Energy Plaza
Jackson, Michigan 49201

HYDRA-CO Enterprises, Inc. is a New York corporation involved in the management and operation of various power plants. The plants are fueled by coal, natural gas, waste wood and water (hydro). It also has construction management responsibility for a 60MW diesel-fueled power plant in Jamaica.

05 Caribbean Electric Power (40%)

04 CMS Generation Operating Company II, Inc.

Address: One Energy Plaza
Jackson, Michigan 49201

CMS Generation Operating Company II, Inc. is a New York corporation formed to operate power plants, primarily in the United States.

06 HCO-Jamaica, Inc.

07 *Private Power Operators Limited (99%)

05 CMS Generation Stratton Company

Edgar Filing: CMS ENERGY CORP - Form U-3A-2/A

- 05 HCE-Biopower, Inc.
- 05 HCE-Jamaica Development, Inc.
- 05 HCE-Rockfort Diesel, Inc.
- 06 *Jamaica Private Power Company, Limited (45.07%)
- 06 *Private Power Operators Limited (1%)
- 05 Little Falls Hydropower Associates (33.33%)
- 05 Lock 17 Management Group (33.33%)
- 05 Lock 17 Group (33.33%)
- 05 New Bern Energy Recovery, Inc.
- 05 Jamaica Energy Team Limited (59.7%)

15

- 04 Midland Cogeneration Venture Expansion, LLC (50%)

Address: One Energy Plaza
Jackson, Michigan 49201

Midland Cogeneration Venture Expansion, LLC is a Delaware limited liability company formed to develop the MCV Expansion, including ordering and funding long-lead equipment.

- 04 Notera Holding B.V.

Address: A. J. Ernststraat
595 H 1082 LD
Amsterdam, The Netherlands

Notera Holding B.V. is a Netherlands corporation and currently inactive.

- 04 Oxford Tire Supply, Inc.

Address: One Energy Plaza
Jackson, Michigan 49201

Oxford Tire Supply, Inc. is a Delaware corporation that is currently inactive.

- 04 Oxford Tire Recycling, Inc.

Address: One Energy Plaza
Jackson, Michigan 49201

Oxford Tire Recycling, Inc. is a Delaware corporation that is currently inactive.

- 04 Scudder Latin America Power I-C LDC (25%)

Address: 345 Park Avenue
New York, New York 10154-0010

Edgar Filing: CMS ENERGY CORP - Form U-3A-2/A

Scudder Latin America Power I-C LDC is a Cayman Islands corporation formed for the purposes of an Investment Fund to invest (primarily passively) in electric generating facilities and the electric infrastructure in Latin America and the Caribbean.

04 **Taweelah A2 Operating Company

Address: One Energy Plaza
Jackson, Michigan 49201

Taweelah A2 Operating Company is a Michigan corporation formed to operate the Taweelah A2 project through a branch office in Abu Dhabi, United Arab Emirates.

16

03 CMS International Ventures, L.L.C. (40.47%)

Address: One Energy Plaza
Jackson, Michigan 49201

CMS International Ventures, L.L.C. is a Michigan limited liability company, formed to own, manage and sell certain of CMS Energy's international investments.

04 CMS Electric & Gas, L.L.C.

Address: One Energy Plaza
Jackson, Michigan 49201

CMS Electric & Gas, L.L.C. is a Michigan limited liability company. CMS International Distribution LLC and CMS Electric and Gas Company merged in December 2002 to form CMS Electric & Gas, L.L.C.

05 CMS Comercialzadora de Energia Ltda. (99.99%)

05 CMS Distribuidora Ltda. (99.99%)

06 CMS Participacoes Ltda. (99.99%)

07 Agropecuaria Turvinho Ltda. (.01%)

07 **Companhia Paulista de Energia Eletrica (CPEE) a Brazilian corporation (94.01%)

08 Agropecuaria Turvinho Ltda. (99.99%)

08 **Companhia Sul Paulista de Energia Eletrica (CSPE), a Brazilian corporation (88.63%)

09 **Companhia Jaguari de Energia S.A. (CJE), a Brazilian corporation

10 **Compania Luz e Forca de Mococo SA (CLFM)

10 CPEE Equipamentos Eletricos e Servicos Ltda. (99.86%)

09 Paulista Lajeado Energia SA (7%)

08 Companhia Nova Paulista de Energia

05 CMS Electric and Gas Sucursal (branch) Argentina

Edgar Filing: CMS ENERGY CORP - Form U-3A-2/A

05 CMS Empreendimentos Ltda (99.99%)

17

05 CMS Venezuela S.A.

06 **Sistema Electrico del Estado Nueva Esparta C.A. (SENECA) (52.37%)

05 ENELMAR, SA

06 **Sistema Electrico del Estado Nueva Esparta C.A. (SENECA) (33.34%)

04 CMS Gas Transmission del Sur Company

Address: One Energy Plaza
Jackson, Michigan 49201

CMS Gas Transmission del Sur Company is a Cayman Islands corporation and holds a portion of CMS Energy's interest in the GasAtacama project.

05 CMS Atacama Company

05 Compania de Inversiones CMS Energy-Chile Ltda (60%)

06 GasAtacama S.A. (.001%)

07 Atacama Finance Co

07 Energex Co

07 **GasAtacama Generacion S.A. (99.90%)

08 Progas S.A. (.1%)

08 CDEC-SING Limitada (14.29%)

07 Gasoducto Atacama Argentina S.A. (99.9%)

08 Gasoducto Taltal Ltda (.1%)

07 Gasoducto Atacama Chile S.A. (99.90%)

08 Gasoducto Taltal Ltda (99.9%)

08 Progas S.A. (99.9%)

06 **GasAtacama Generacion S.A. (.05%)

06 Gasoducto Atacama Argentina S.A. (.05%)

06 Gasoducto Atacama Chile S.A. (.05%)

18

06 Inversiones Gas Atacama Holding Ltda (36.06%)

07 GasAtacama S.A. (99.998%)

05 Inversiones Gas Atacama Holding Ltda (13.94%)

Edgar Filing: CMS ENERGY CORP - Form U-3A-2/A

04 CMS Generation Investment Company III

Address: One Energy Plaza
Jackson, Michigan 49201

CMS Generation Investment Company III is a Cayman Islands corporation formed to have an ownership interest in certain Indian power generation projects.

05 CMS Energy Mauritius Limited

06 TN LNG & Power Co. Pvt. Ltd. (India) (TIDCO) (26.67%)

05 CMS Generation Jegurupadu I Limited Duration Company (99%)

06 Jegurupadu O&M Company Mauritius (50%)

07 *Jegurupadu Operating & Maintenance Company (60%)

05 CMS Generation Jegurupadu II Limited Duration Company (99%)

06 Jegurupadu O&M Company Mauritius (50%)

07 *Jegurupadu Operating & Maintenance Company (60%)

05 CMS Generation Neyveli Ltd. (100%)

06 *ST-CMS Electric Company Pvt. Ltd. (50%)

06 ST-CMS Electric Company (Mauritius) (41.5%)

05 Jegurupadu CMS Generation Company Ltd.

06 *GVK Industries Ltd. (23.75%)

04 CMS Generation Investment Company V

Address: One Energy Plaza
Jackson, Michigan 49201

CMS Generation Investment Company V is a Cayman Islands corporation formed to separate projects on a regional basis in order to provide CMS Energy more liability protection.

19

05 Compania de Inversiones CMS Energy Chile Limitada (40%)

05 Scudder Latin American Power I-P L.D.C. (25%)

05 Scudder Latin American Power II-P L.D.C. (4%)

04 CMS Generation, S.R.L. (99.99%)

Address: Edificio Torre Catalinas Plaza, Ing. Enrique Butty 220
8 Piso (Av. E. Madero Alt. 800/900) (1300)
Buenos Aires, Argentina

CMS Generation, S.R.L. is an Argentine corporation formed to invest in a hydroelectric power concession in Argentina.

Edgar Filing: CMS ENERGY CORP - Form U-3A-2/A

- 05 Hidroinvest S.A. (25%)
- 06 *Hidroelectrica El Chocon S.A. (59%)
- 04 **CMS Operating, S.R.L. (99.999%)

Address: Edificio Torre Catalinas Plaza, Ing. Enrique Butty 220
8 Piso (Av. E. Madero Alt. 800/900) (1300)
Buenos Aires, Argentina

CMS Operating, S.R.L. is an Argentine corporation created to have a 80.55% interest (through its subsidiary Cuyana de Inversiones, S.A.) in the Centrales Termicas Mendoza, S.A. partnership. Centrales Termicas Mendoza, S.A. was formed to acquire, own and operate the Lujan de Cuyo and Cruz de Piedra power plants in Argentina.

- 05 *CMS Ensenada S.A. (99%)
- 05 Cuyana S.A. de Inversiones (99%)
- 06 Centrales Termicas Mendoza, S.A. (92.6%)
- 05 Transportadora de Gas del Mercosur (Argentina) (20%)
- 05 CMS Luxembourg SARL
- 06 Valandrid BV

20

- 03 CMS Land Company

Address: One Energy Plaza
Jackson, Michigan 49201

CMS Land Company is a Michigan corporation formed to act as a repository for any unused real property formerly owned by Consumers Energy Company, and hold the same for possible non-utility development.

- 03 CMS Special Member Company

Address: One Energy Plaza
Jackson, Michigan 49201

CMS Special Member Company is a Delaware corporation which is a special member of: CMS Energy Investment L.L.C.

- 03 CMS Energy Resource Management Company

Address: One Energy Plaza
Jackson, Michigan 49201

CMS Energy Resource Management Company (CMS ERM) is a Michigan corporation concentrating on the purchase and sale of energy commodities in support of CMS Energy's generating facilities.

- 04 CMS Viron Corporation

Address: One Energy Plaza
Jackson, Michigan 49201

Edgar Filing: CMS ENERGY CORP - Form U-3A-2/A

CMS Viron Corporation is a Missouri corporation formed to provide services in the area of energy usage analysis and the engineering and implementation of energy conservation measures.

04 CMS ERM Michigan LLC

Address: One Energy Plaza
Jackson, Michigan 49201

CMS ERM Michigan LLC is a Michigan limited liability company formed for the sole purpose of taking an assignment of the Ford/Rouge Electricity Sales Agreements from Dearborn Industrial Generation L.L.C. and to perform those contracts. CMS ERM Michigan LLC was formerly known as CMS MS&T Michigan L.L.C.

21

04 Dorman Energy, L.L.C. (49%)

Address: One Energy Plaza
Jackson, Michigan 49201

Dorman Energy, L.L.C. is a Michigan limited liability company formed as a partner with a minority controlled energy business to pursue minority set-aside energy contracts.

03 CMS Resource Development Company

Address: One Energy Plaza
Jackson, Michigan 49201

CMS Resource Development Company is a Michigan corporation formed to pursue and develop various power sources outside the United States.

03 CMS Texas LLC

Address: One Energy Plaza
Jackson, Michigan 49201

CMS Texas LLC is a Texas limited liability company formed to conduct business activities in Texas.

03 Explotaciones CMS Oil and Gas Company

Address: One Energy Plaza
Jackson, Michigan 49201

Explotaciones CMS Oil and Gas Company is a Delaware corporation and currently inactive.

22

02 CONSUMERS ENERGY COMPANY

Address:
One Energy Plaza
Jackson, Michigan 49201

The consolidated operations of Consumers Energy Company ("Consumers")

Edgar Filing: CMS ENERGY CORP - Form U-3A-2/A

account for the largest share of CMS Energy's total assets and income and account for a substantial portion of its revenues. The name, state of organization and nature of business of Consumers' subsidiaries are described below:

03 CMS Engineering Co.

Address: One Energy Plaza
Jackson, Michigan 49201

CMS Engineering Co. is a Michigan corporation engaged in offering design, engineering, project management and related construction services to natural gas utilities, natural gas exploration and production companies, and other energy businesses.

03 CMS Midland Holdings Company

Address: One Energy Plaza
Jackson, Michigan 49201

CMS Midland Holdings Company is a Michigan corporation involved as a Limited Partner in the First Midland Limited Partnership, a Delaware limited partnership that leases assets to the Midland Cogeneration Venture Limited Partnership, a Michigan limited partnership.

03 CMS Midland, Inc.

Address: One Energy Plaza
Jackson, Michigan 49201

CMS Midland, Inc. is a Michigan corporation involved as a 49% General Partner in the Midland Cogeneration Venture Limited Partnership, a Michigan limited partnership.

03 Consumers Campus Holdings, LLC

Address: One Energy Plaza
Jackson, Michigan 49201

Consumers Campus Holdings, LLC is a Michigan limited liability company formed for the purpose of being the lessee in the synthetic lease financing of the new Consumers Energy Company office building located in downtown Jackson, Michigan.

23

03 Consumers Funding LLC

Address: One Energy Plaza
Jackson, Michigan 49201

Consumers Funding LLC is a Delaware limited liability company formed for the purpose of acting as issuer of securitization bonds and assignee of property transferred by Consumers.

03 Consumers Nuclear Services LLC

Address: One Energy Plaza
Jackson, Michigan 49201

Consumers Nuclear Services LLC is a Michigan corporation formed for the

Edgar Filing: CMS ENERGY CORP - Form U-3A-2/A

purpose of holding the 20% member interest in Nuclear Management Company LLC.

04 Nuclear Management Company LLC (20%)

Address: 700 First Street
Hudson, Wisconsin 54016

Nuclear Management Company LLC is a Wisconsin limited liability company formed to enhance reliability, continue safe operation, and pursue overall excellence, in nuclear power operations, as well as to identify efficiencies in the provision of operating services to nuclear facilities.

03 Consumers Receivables Funding, LLC

Address: One Energy Plaza
Jackson, Michigan 49201

Consumers Receivables Funding, LLC is a Delaware limited liability company formed for the purpose of buying certain accounts receivable from Consumers Energy Company and selling them to a third party.

03 Consumers Receivables Funding II LLC

Address: One Energy Plaza
Jackson, Michigan 49201

Consumers Receivables Funding II LLC is a Delaware limited liability company that buys certain accounts receivable from Consumers Energy Company and sells them to a third party.

24

04 Consumers Saginaw Investments, L.L.C.

Address: One Energy Plaza
Jackson, Michigan 49201

Consumers Saginaw Investments, L.L.C., a Michigan limited liability company, was formed to finance a substation and related facilities in Saginaw.

03 ES Services Company

Address: One Energy Plaza
Jackson, Michigan 49201

ES Services Company is a Michigan corporation formed for the purpose of offering design, engineering, project management and related services primarily to electric utilities and generation facilities.

03 MEC Development Corp.

Address: One Energy Plaza
Jackson, Michigan 49201

MEC Development Corp. is a Michigan corporation that previously held assets transferred to, and was holder of certain bonds issued by, the Midland Cogeneration Venture Limited Partnership, a Michigan limited partnership.

Edgar Filing: CMS ENERGY CORP - Form U-3A-2/A

25

02 DEARBORN INDUSTRIAL ENERGY, L.L.C.

Address:
One Energy Plaza
Jackson, Michigan 49201

03 *Dearborn Industrial Generation, L.L.C.

26

2. A BRIEF DESCRIPTION OF THE PROPERTIES OF CLAIMANT AND EACH OF ITS SUBSIDIARY PUBLIC UTILITY COMPANIES USED FOR THE GENERATION, TRANSMISSION AND DISTRIBUTION OF ELECTRIC ENERGY FOR SALE, OR FOR THE PRODUCTION, TRANSMISSION AND DISTRIBUTION OF NATURAL OR MANUFACTURED GAS, INDICATING THE LOCATION OF PRINCIPAL GENERATING PLANTS, TRANSMISSION LINES, PRODUCING FIELDS, GAS MANUFACTURING PLANTS, AND ELECTRIC AND GAS DISTRIBUTION FACILITIES, INCLUDING ALL SUCH PROPERTIES WHICH ARE OUTSIDE THE STATE IN WHICH CLAIMANT AND ITS SUBSIDIARIES ARE ORGANIZED AND ALL TRANSMISSION OR PIPELINES WHICH DELIVER OR RECEIVE ELECTRIC ENERGY OR GAS AT THE BORDERS OF SUCH STATE.

Claimant has no directly owned properties used for such purposes. Claimant's subsidiary, Consumers Energy Company ("Consumers") is a public utility. Its property and facilities used for the above-described purposes are located within the State of Michigan and are described below.

(1) ELECTRIC PROPERTIES

Consumers' electric generation is supplied by the following plants:

| NAME AND LOCATION (MICHIGAN) | SIZE AND YEAR ENTERING SERVICE | 2004 SUMMER NET DEMONSTRATED CAPABILITY (KWS) | 2004 NET GENERATION (THOUSANDS OF KWH) |
|---------------------------------|--------------------------------|---|--|
| Coal Generation | | | |
| J H Campbell 1&2 - West Olive | 2 Units, 1962-1967 | 615,000 | 4,052,511 |
| J H Campbell 3 - West Olive | 1 Unit, 1980 | 765,140 (a) | 4,894,888 |
| D E Karn - Essexville | 2 Units, 1959-1961 | 515,000 | 3,372,541 |
| B C Cobb - Muskegon | 2 Units, 1956-1957 | 312,000 | 2,092,088 |
| J R Whiting - Erie | 3 Units, 1952-1953 | 328,000 | 2,457,991 |
| J C Weadock - Essexville | 2 Units, 1955-1958 | 302,000 | 1,939,511 |
| TOTAL COAL GENERATION | | 2,837,140 | 18,809,530 |
| Oil/Gas Generation | | | |
| B C Cobb - Muskegon | 3 Units, 1999-2000 (b) | 183,000 | |
| D E Karn - Essexville | 2 Units, 1975-1977 | 1,276,000 | 223,511 |
| TOTAL OIL/GAS GENERATION | | 1,459,000 | 223,511 |

27

Edgar Filing: CMS ENERGY CORP - Form U-3A-2/A

| | | | |
|----------------------------------|----------------------|---------------|-----------|
| Hydroelectric | | | |
| Conventional Hydro Generation | 13 Plants, 1907-1949 | 73,540 | 445,07 |
| Ludington Pumped Storage | 6 Units, 1973 | 954,700 (c) | (538,44 |
| TOTAL HYDROELECTRIC | | 1,028,240 | (93,37 |
| ----- | | | |
| Nuclear Generation | | | |
| Palisades - South Haven | 1 Unit, 1971 | 767,000 | 5,335,63 |
| TOTAL NUCLEAR GENERATION | | 767,000 | 5,335,63 |
| ----- | | | |
| Gas/Oil Combustion Turbine | | | |
| Generation | 7 Plants, 1966-1999 | 345,000 | 8,49 |
| TOTAL GAS/OIL COMBUSTION TURBINE | | 345,000 | 8,49 |
| ----- | | | |
| TOTAL OWNED GENERATION | | 6,436,380 | 24,283,80 |
| ----- | | | |
| Purchased and Interchange | | | |
| Power Capacity | | 2,478,400 (e) | |
| ----- | | | |
| TOTAL | | 8,914,780 | |

- (a) Represents Consumers' share of the capacity of the J H Campbell 3, net of 6.69 percent (ownership interests of the Michigan Public Power Agency and Wolverine Power Supply Cooperative, Inc.).
- (b) Cobb 1-3 are retired coal fired units that were converted to gas fired. Units were placed back into service in the years indicated.
- (c) Represents Consumers' share of the capacity of Ludington. Consumers and Detroit Edison have 51 percent and 49 percent undivided ownership, respectively, in the plant.
- (d) Represents Consumers' share of net pumped storage generation. This facility electrically pumps water during off-peak hours for storage to later generate electricity during peak-demand hours.
- (e) Includes 1,240 MW of purchased contract capacity from the MCV Facility.

28

Consumers' electric high voltage distribution and distribution lines are located on or under public highways, streets, alleys and lands, or on or under private land pursuant to easements or other rights. Consumers' high voltage distribution system consists of 356 miles of 138 kV high voltage distribution radial lines as well as 4,178 structural miles of overhead and 17 subsurface miles of underground 23 kV and 46 kV high voltage distribution lines. The distribution system consists of 55,157 structural miles of overhead lines and 8,896 subsurface miles of underground lines.

Consumers owns substations having an aggregate transformer capacity of 20,787,500 kilovoltamperes.

Edgar Filing: CMS ENERGY CORP - Form U-3A-2/A

Consumers is interconnected to METC, LLC. METC, LLC is interconnected with neighboring utilities as well as out-state transmission systems.

(2) Gas Properties

Consumers' gas distribution and transmission system consists of 25,756 miles of distribution mains and 1,642 miles of transmission lines throughout Michigan's lower peninsula. It owns and operates seven compressor stations with a total of 162,000 installed horsepower. Consumers has 15 gas storage fields located across Michigan with an aggregate storage capacity of 307.9 bcf.

29

3. THE FOLLOWING INFORMATION FOR THE LAST CALENDAR YEAR WITH RESPECT TO CLAIMANT AND EACH OF ITS SUBSIDIARY PUBLIC UTILITY COMPANIES:

ELECTRIC ENERGY

(A) NUMBER OF KWH OF ELECTRIC ENERGY SOLD AT RETAIL OR WHOLESALE.

| SUBSIDIARY ----- | kWh ----- |
|---|-------------------------|
| Consumers Energy Total | 35,980,746,848 |
| CMS ERM Total | 2,519,951,000 |
| | ----- |
| Total Electric Energy Sold at Retail or Wholesale | 38,500,697,848 ===== |

(B) NUMBER OF KWH OF ELECTRIC ENERGY DISTRIBUTED AT RETAIL OUTSIDE MICHIGAN.

| SUBSIDIARY ----- | kWh --- |
|---|------------|
| Consumers Energy Total | 0 |
| CMS ERM Total | 0 |
| | --- |
| Total Electric Energy Distributed Outside of the State of Michigan | 0 === |

(C) NUMBER OF KWH OF ELECTRIC ENERGY SOLD AT WHOLESALE OUTSIDE MICHIGAN OR AT MICHIGAN'S STATE LINE.

| SUBSIDIARY ----- | kWh ----- |
|---|------------------------|
| Consumers Energy Total | 1,692,728,000 |
| CMS ERM Total | 463,337,000 |
| | ----- |
| Total Electric Energy Sold at Wholesale Outside the State of Michigan or at Michigan's State Line. | 2,156,065,000 ===== |

Edgar Filing: CMS ENERGY CORP - Form U-3A-2/A

30

(D) NUMBER OF KWH OF ELECTRIC ENERGY PURCHASED OUTSIDE MICHIGAN OR AT MICHIGAN'S STATE LINE.

| SUBSIDIARY ----- | kWh ----- |
|---|---------------|
| Consumers Energy Total | 942,948,000 |
| CMS ERM Total | 1,068,482,000 |
| | ----- |
| Total Electric Energy Purchased Outside of Michigan | 2,011,430,000 |
| | ===== |

NATURAL GAS

The following information represents natural gas only. CMS Energy does not deal with or in manufactured gas.

(A) NUMBER OF MCF OF NATURAL GAS DISTRIBUTED AT RETAIL.

| SUBSIDIARY ----- | Mcf ----- |
|---|--------------|
| Consumers Energy Total | 246,414,000 |
| CMS ERM Total | 132,644 |
| | ----- |
| Total Natural Gas Distributed at Retail | 246,546,644 |
| | ===== |

(B) NUMBER OF MCF OF NATURAL GAS DISTRIBUTED AT RETAIL OUTSIDE MICHIGAN.

| SUBSIDIARY ----- | Mcf --- |
|--|------------|
| Consumers Energy Total | 0 |
| CMS ERM Total | 0 |
| | --- |
| Total Natural Gas Distributed at Retail Outside the State of Michigan | 0 |
| | === |

31

(C) NUMBER OF MCF OF NATURAL GAS SOLD AT WHOLESALE OUTSIDE MICHIGAN OR AT MICHIGAN'S STATE LINE.

Edgar Filing: CMS ENERGY CORP - Form U-3A-2/A

| SUBSIDIARY ----- | Mcf ----- |
|--|--------------|
| Consumers Energy Total | 0 |
| CMS ERM Total | 21,985,836 |
| | ----- |
| Total Natural Gas Sold at Wholesale Outside Michigan or at Michigan's State Line. | 21,985,836 |
| | ===== |

(D) NUMBER OF MCF OF NATURAL GAS PURCHASED OUTSIDE MICHIGAN.

| SUBSIDIARY ----- | Mcf ----- |
|---|--------------|
| Consumers Energy Total | 249,781,000 |
| CMS ERM Total | 21,991,302 |
| | ----- |
| Total Natural Gas Purchased Outside of Michigan | 271,772,302 |
| | ===== |

32

4. THE FOLLOWING INFORMATION FOR THE REPORTING PERIOD WITH RESPECT TO CLAIMANT AND EACH INTEREST IT HOLDS DIRECTLY OR INDIRECTLY IN AN EWG OR A FUCO, STATING MONETARY AMOUNTS IN UNITED STATES DOLLARS:

- (a) Name, location, business address and description of the facilities used by the EWG or FUCO for the generation, transmission and distribution of electric energy for sale or for the distribution at retail of natural or manufactured gas;
- (b) Name of each system company that holds an interest in such EWG or FUCO; and description of the interest held;
- (c) Type and amount of the capital invested, directly or indirectly, by the holding company claiming exemption; any direct or indirect guarantee of the security of the EWG or FUCO by the holding company claiming exemption; and any debt or other financial obligation for which there is recourse, directly or indirectly, to the holding company claiming exemption or another system company, other than the EWG or FUCO;
- (d) Capitalization and earnings of the EWG or FUCO during the reporting period; and
- (e) Identify any service, sales or construction contract(s) between the EWG or FUCO and a system company, and describe the services to be rendered or goods sold and fees or revenues under such agreement(s).

CMS ENERGY'S EWGs AND FUCOs

As of December 31, 2004, CMS Energy had interests in 23 EWGs and 9 FUCOs:

EXEMPT WHOLESALE GENERATORS:

1. CENTRALES TERMICAS MENDOZA, S.A. ("CTM")

Edgar Filing: CMS ENERGY CORP - Form U-3A-2/A

- (a) Centrales Termicas Mendoza, S.A.
Edificio torre Catalinas Plaza
Ing. Butty 220, 8th Floor
Buenos Aires, Argentina

Centrales Termicas Mendoza, S.A., an Argentine company, is the owner of a 540 MW facility in Lujon de Cuyo and a 15 MW generating unit in Cruz de Piedra, both located in Mendoza.

CMS Enterprises Company owns 40.47%, CMS Gas Transmission Company owns 37.01% and CMS Generation Co. owns 21.02% of CMS International Ventures, L.L.C. CMS International Ventures,

33

L.L.C. owns 99.999% of CMS Operating, S.R.L., which owns 99% of Cuyana S.A. de Inversiones. Cuyana S.A. de Inversiones owns 92.6% of CTM. See Exhibit B.

- (c) As of December 31, 2004, CMS Enterprises has invested approximately \$50 million in CTM, through its subsidiaries, CMS Operating S.R.L. and Cuyana de Inversiones S.A.

| (d) Capitalization at 12/31/04 | (000s) |
|---|-------------|
| | ----- |
| Shareholder's Equity | \$ 41,612 |
| Irrevocable Contributions | \$ 122,944 |
| Currency Translation Adjustment | \$(125,768) |
| Retained Earnings | \$ 12,050 |
| Total Capitalization | \$ 50,883 |
| Net Income (Loss) for the period ended 12/31/04 | \$ 9,000 |

- (e) As of December 31, 2004, Centrales Termicas Mendoza, S.A., had a Contract of Operation with CMS Operating S.R.L. This is a consulting contract in connection with the operation and maintenance of the facility. In 2004, total fees earned from the contract were \$834,281.

2. CENTRALES TERMICAS SAN NICOLAS, S.A. ("CTSN")

- (a) Centrales Termicas San Nicolas, S.A.
Rivadavia S/N
2900 San Nicolas
Prov. Buenos Aires, Argentina

CTSN, an Argentine company, is owner and operator of a 650 MW power plant located in San Nicolas, Argentina, north of Buenos Aires, Argentina. The five-unit plant can be fueled by coal, petroleum coke, oil or natural gas. CMS Generation Co. holds a 0.016% indirect ownership interest in CTSN.

- (b) CMS Generation Co. has .1% interest in CMS Generation San Nicolas Company, which has a .1% interest in Inversora San Nicolas, S.A, which owns 88% interest in CTSN. The remaining 12% interest is held by the Argentine government on behalf of the facility's employees. See Exhibit B.

On July 7, 1995, AES Argentina, Inc. purchased a 99.9% ownership interest in CMS Generation San Nicolas Company, represented by 9,990 newly issued shares, leaving CMS Generation Co. with a 0.016% indirect ownership

Edgar Filing: CMS ENERGY CORP - Form U-3A-2/A

interest in CTSN.

- (c) As of December 31, 2004, CMS Generation San Nicolas Company had invested approximately \$4.2 million of equity in CTSN.

(d) Capitalization at 12/31/04

| Bank Loans | (000s) |
|---|--------|
| | ----- |
| Long Term Debt (Partners Loans) | \$* |
| Shareholder's Equity | \$* |
| Total Capitalization | \$* |
| Net Income (Loss) for the period ended 12/31/04 | \$* |

34

- * As stated in Claimant's Form U-3A-2 filed February 29, 1996, due to the nominal interest (.016%) of CTSN indirectly owned by CMS Generation Co., capitalization and earnings information of CTSN continues to be unavailable.

(e) N/A

3. CMS DISTRIBUTED POWER, L.L.C.

- (a) CMS Distributed Power, L.L.C. ("CDP")
One Energy Plaza
Jackson, Michigan 49201

CDP, a Michigan limited liability company, owns a 3.0 MW generator facility located in Zilwaukee, Michigan.

- (b) CMS Enterprises Company owns 100% of CDP. See Exhibit B.

- (c) As of December 31, 2004 CMS Enterprises Company has invested approximately \$7.7 million of capital in CDP.

(d) Capitalization at 12/31/04

| | (000s) |
|---|---------|
| | ----- |
| Long Term Debt (Partners Loans) | \$ 0 |
| Shareholder's Equity | \$3,063 |
| Total Capitalization | \$3,063 |
| Net Income (Loss) for the period ended 12/31/04 | \$ (90) |

(e) N/A

4. CMS ENSENADA S.A. ("ENSENADA")

- (a) CMS Ensenada S.A.
Edificio Torre Catalinas Plaza
Ing. Butty 220 8th Floor
(1101) Buenos Aires, Argentina

Edgar Filing: CMS ENERGY CORP - Form U-3A-2/A

Ensenada, an Argentine company, is the owner of a 128 MW natural gas-fired power plant, located on the grounds of YPF S.A.'s La Plata oil refinery, located in the province of Buenos Aires, Argentina.

- (b) CMS Operating S.R.L. owns 99% and CMS Generation Holdings Company owns 1% of CMS Ensenada S.A. See Exhibit B.
- (c) As of December 31, 2004, CMS Operating S.R.L. has invested approximately \$42 million of equity in Ensenada.

35

| | |
|---|-------------|
| (d) Capitalization at 12/31/04 | (000s) |
| | ----- |
| Shareholder's Equity | \$ 39,118 |
| Currency Translation Adjustment | \$ (53,879) |
| Irrevocable Contribution | \$ 12 |
| Retained Earnings | \$ 3,189 |
| Total Capitalization | \$ 11,560 |
| Net Income (Loss) for the period ended 12/31/04 | \$ 3,713 |

- (e) As of December 31, 2004, CMS Ensenada S.A. maintains a 7-year Operating and Maintenance Agreement with CMS Operating S.R.L. to operate and maintain the La Plata cogeneration plant. This agreement took effect in 1997. In 2004, total fees earned were \$231,143.

5. CMS (INDIA) OPERATIONS & MAINTENANCE COMPANY PRIVATE LIMITED ("CMS (INDIA)")

- (a) CMS (India) Operations & Maintenance Company Private Limited
F-40 N.D.S.E. Part 1
New Delhi - 110 149
India

CMS (India), an Indian company, is the operator of a 250MW lignite-fired power station located in Neyveli, Tamil Nadu, India. The plant is a 50%-50% joint venture between CMS Generation Neyveli Ltd and ABB Power Investment (India) B.V. The plant achieved commercial operation on December 15, 2002.

- (b) CMS International Operating Company owns 99% and CMS Generation Co. owns 1% of CMS (India). See Exhibit B.
- (c) As of December 31, 2004, CMS International Operating Company has invested approximately \$55,000 of equity in CMS (India).

| | |
|---|--------|
| (d) Capitalization at 12/31/04 | (000s) |
| | ----- |
| Shareholder's Equity | \$263 |
| Net Income (Loss) for the period ended 12/31/04 | \$834 |

- (e) As of December 31, 2004 CMS (India) O & M Private Ltd has an operating maintenance agreement with ST-CMS, effective November 15, 1999. In 2004, fees earned totaled \$1.4 million.

6. CMS GENERATION MICHIGAN POWER LLC

- (a) CMS Generation Michigan Power LLC
One Energy Plaza
Jackson, Michigan 49201

CMS Generation Michigan Power LLC, a Michigan limited liability company, owns a 68 MW natural gas-fired peaking facility located in Comstock, Michigan and a 132 MW natural gas-fired peaking facility located in Gaylord, Michigan.

- (b) CMS Generation Co. owns 100% of CMS Generation Michigan Power LLC. See Exhibit B.

- (c) As of December 31, 2004, CMS Generation Co. had a net investment of approximately \$5 million of equity in CMS Generation Michigan Power LLC.

| | |
|---|-----------------|
| (d) Capitalization at 12/31/04 | (000s) ----- |
| Shareholder's Equity | \$ 4,911 |
| Net Income (Loss) for the period ended 12/31/04 | \$ (2,282) |

- (e) As of December 31, 2004, CMS Generation Michigan Power LLC had an Operating and Maintenance Agreement with CMS Generation Operating Company. In 2004, there were no fees from the agreement.

7. CMS GENERATION OPERATING COMPANY

- (a) CMS Generation Operating Company
One Energy Plaza Jackson,
Michigan 49201

CMS Generation Operating Company, a Michigan corporation, is the operator of a 68 MW natural gas-fired peaking facility located in Comstock, Michigan, a 132 MW natural gas-fired peaking facility located in Gaylord, Michigan, a 36 MW wood-fueled facility located in Grayling, Michigan, a 30 MW wood-fueled facility located near Wendel, California, and a 26 MW tire-fueled facility located in Sterling, Connecticut.

- (b) CMS Generation Co. owns 100% of CMS Generation Operating Company. See Exhibit B.

- (c) As of December 31, 2004, CMS Generation Co. had invested approximately \$3.6 million in CMS Generation Operating Company.

| | |
|---|-----------------|
| (d) Capitalization at 12/31/04 | (000s) ----- |
| Shareholder's Equity | \$3,599 |
| Net Income (Loss) for the period ended 12/31/04 | \$ 391 |

- (e) As of December 31, 2004, CMS Generation Operating Company had Operating and Maintenance Agreements with CMS Generation Michigan Power LLC, Exeter Energy Limited Partnership, Grayling Generating Station Limited Partnership, and HL Power Company. In 2004, there were approximately \$425 thousand in fees earned from the agreement with Grayling Generating Station Limited Partnership and \$189 thousand in fees earned from the agreement with HL Power Company. There were no fees earned from the agreements with Exeter Energy Limited Partnership or CMS Generation Michigan Power LLC.

8. CMS INTERNATIONAL OPERATING COMPANY

- (a) CMS International Operating Company
c/o Maples and Calder
Ugland House
P.O. Box 309, South Church Street
George Town, Cayman Islands, British West Indies

CMS International Operating Company is a Cayman Islands company that was formed to own and control project operating and maintenance companies.

- (b) CMS Generation Co. owns 100% of CMS International Operating Company. See Exhibit B.
- (c) As of December 31, 2004, CMS Generation Co. had invested approximately \$31.3 million in CMS International Operating Company.

| | |
|---|-----------------|
| (d) Capitalization at 12/31/04 | (000s) ----- |
| Shareholder's Equity | \$31,261 |
| Net Income (Loss) for the period ended 12/31/04 | \$ 5,995 |

- (e) NA

9. CMS MOROCCO OPERATING CO., SCA ("CMS MOROCCO")

- (a) CMS Morocco Operating Co., SCA
BP 99 Sidi Bouzid
El Jadida
Morocco

CMS Morocco, a Moroccan company, operates two 330 MW electric generating plants and two additional 348 MW electric generating plants at the port of Jorf Lasfar on the Atlantic coast of Morocco.

- (b) Jorf Lasfar Aktiebolag, CMS Generation Co., CMS International Operating Company, and CMS Generation Jorf Lasfar III Limited Duration Company own 99.7%, 0.1%, 0.1%, and 0.1%, respectively, of CMS Morocco. See Exhibit B.

- (c) As of December 31, 2004, Jorf Lasfar Aktiebolag, CMS Generation Investment Company I, CMS International Operating Company, and CMS Generation Jorf Lasfar III Limited Duration Company, had a net investment of approximately \$4.2 million of equity in CMS Morocco.

Edgar Filing: CMS ENERGY CORP - Form U-3A-2/A

| | | |
|-----|---|-----------------|
| (d) | Capitalization at 12/31/04 | (000s) ----- |
| | Shareholder's Equity | \$4,240 |
| | Net Income (Loss) for the period ended 12/31/04 | \$3,415 |

(e) N/A

10. DEARBORN GENERATION OPERATING, L.L.C. ("DEARBORN GENERATION OPERATING")

(a) Dearborn Generation Operating, L.L.C.
One Energy Plaza
Jackson, Michigan 49201

Dearborn Generation Operating, a Michigan limited liability company, is the operator of a 155 MW natural gas-fired facility and an approximately 550 MW natural gas-fired facility located in Dearborn, Michigan.

(b) CMS Generation Co. owns 100% of Dearborn Generation Operating. See Exhibit B.

(c) As of December 31, 2004, CMS Generation Co. had invested \$5.2 million in Dearborn Generation Operating.

| | | |
|-----|---|-----------------|
| (d) | Capitalization at 12/31/04 | (000s) ----- |
| | Shareholder's Equity | \$5,206 |
| | Net Income (Loss) for the period ended 12/31/04 | \$ 666 |

(e) As of December 31, 2004, Dearborn Generation Operating had an operating and maintenance agreement with Dearborn Industrial Generation. In 2004 the total fees earned were \$618,864.

11. DEARBORN INDUSTRIAL GENERATION, L.L.C. ("DEARBORN INDUSTRIAL GENERATION")

(a) Dearborn Industrial Generation, L.L.C.
One Energy Plaza
Jackson, Michigan 49201

Dearborn Industrial Generation, a Michigan limited liability company, is the owner of a 155 MW natural gas-fired facility and an approximately 550 MW natural gas-fired facility located in Dearborn, Michigan.

(b) Dearborn Industrial Energy, L.L.C. owns 100% of Dearborn Industrial Generation. See Exhibit B.

(c) As of December 31, 2004, CMS Energy had invested \$562 million in Dearborn Industrial Generation. In 2002, this investment was written down to \$460 million.

Edgar Filing: CMS ENERGY CORP - Form U-3A-2/A

| | |
|---|-----------------|
| (d) Capitalization at 12/31/04 | (000s) ----- |
| Shareholder's Equity | \$16,931 |
| Net Income (Loss) for the period ended 12/31/04 | \$ 2,403 |

(e) As of December 31, 2004, Dearborn Generation Operating LLC had an operating and maintenance agreement with Dearborn Industrial Generation. In 2004, total fees were \$618,864.

12. EXETER ENERGY LIMITED PARTNERSHIP

(a) Exeter Energy Limited Partnership
One Energy Plaza
Jackson, Michigan 49201

Exeter Energy Limited Partnership, a Connecticut limited partnership, owns a 26 MW waste tire-fired facility located in Sterling, Connecticut.

(b) CMS Generation Co., Exeter Management Company and Oxford/CMS Development L.P. own 50%, 2% and 48%, respectively, of Exeter Energy Limited Partnership. See Exhibit B.

(c) As of December 31, 2004, CMS Generation Co. had a net investment of approximately \$15 million in Exeter Energy Limited Partnership.

| | |
|---|-----------------|
| (d) Capitalization at 12/31/04 | (000s) ----- |
| Shareholder's Equity | \$15,342 |
| Net Income (Loss) for the period ended 12/31/04 | \$ (1,693) |

(e) As of December 31, 2004, Exeter Energy Limited Partnership had an Operating and Maintenance Agreement with CMS Generation Operating Company. In 2004, there were no fees earned from the agreement.

13. GVK INDUSTRIES LIMITED ("GVK")

(a) GVK Industries Limited
Road No. 1
Banjara Hills, Hyderabad
India

GVK, an Indian company, is owner of a 235 MW electric generating plant located in Jegurupadu, Andra Pradesh, India.

(b) Jegurupadu CMS Generation Company Limited, owns 23.75% of GVK. See Exhibit B.

(c) As of December 31, 2004, Jegurupadu CMS Generation Company Limited had invested \$33.6 million of equity in GVK, directly and indirectly through Classic Investment I and Classic Investment II.

Edgar Filing: CMS ENERGY CORP - Form U-3A-2/A

| | |
|---|-----------------|
| (d) Capitalization at 12/31/04 | (000s) ----- |
| Shareholder's Equity | \$103,799 |
| LT Liabilities | \$ 54,246 |
| Total Capitalization | \$158,045 |
| Net Income (Loss) for the period ended 12/31/04 | \$ 10,537 |

(e) As of December 31, 2004, GVK had a restated 10-year Operation and Maintenance Agreement with Jegurupadu Operating, which became effective on the commercial operation date of the steam turbine unit. In 2004, total fees earned from the agreement were approximately \$1 million.

14. HIDROELECTRICA EL CHOCON, S.A. ("HIDROELECTRICA")

(a) Hidroelectrica El Chocon, S.A.
Avenida Espana
3301 Capital Federal, Argentina

Hidroelectrica, an Argentine company, holds a thirty-year concession to operate two hydroelectric power plants located 26 kilometers apart on the Limay River in Western Argentina. These plants have a total generating capacity of 1,320 MW.

(b) CMS Generation Co. owns 2.48% of Hidroelectrica and Hidroinvest, S.A. owns 59% of Hidroelectrica. See Exhibit B.

(c) As of December 31, 2004, CMS Generation S.R.L. has invested approximately \$11.6 million of equity in Hidroelectrica. CMS Generation S.R.L.'s net investment in Hidroelectrica was written down to \$0 due to the economic conditions in Argentina, which resulted in a negative Currency Translation Adjustment.

| | |
|---|-----------------|
| (d) Capitalization at 12/31/04 | (000s) ----- |
| Bank Loans | \$* |
| Shareholder's Equity | \$* |
| Currency Translation Adjustment | \$* |
| Total Capitalization | \$* |
| Net Income (Loss) for the period ended 12/31/04 | \$* |

* Because CMS Generation S.R.L. wrote down its net investment in Hidroelectrica, it no longer accounts for its equity interest and therefore financial information is unavailable.

(e) N/A

15. JAMAICA PRIVATE POWER COMPANY LIMITED ("JAMAICA PRIVATE POWER")

(a) Jamaica Private Power Company Limited
100 Windward Road
Kingston 2
Jamaica, W.I.

Edgar Filing: CMS ENERGY CORP - Form U-3A-2/A

Jamaica Private Power, a Jamaican company, is the owner of a 65 MW electric generating facility in Rockfort, Kingston, Jamaica.

- (b) HCE-Rockfort Diesel, Inc. owns 45.07 % of Jamaica Private Power. See Exhibit B.
- (c) As of December 31, 2004 HCE-Rockfort Diesel, Inc. had invested approximately \$34.3 million in Jamaica Private Power.
- (d) Capitalization at 12/31/04 (000s)

- | | |
|---|----------|
| Shareholder's Equity | \$62,565 |
| Long-Term Debt | \$45,562 |
| Net Income (Loss) for the period ended 12/31/04 | \$ 6,832 |
- (e) As of December 31, 2004, Jamaica Private Power had an operating agreement with Private Power. In 2004, total fees earned from the agreement were \$465,384.

16. JEGURUPADU OPERATING AND MAINTENANCE COMPANY ("JEGURUPADU OPERATING")

- (a) Jegurupadu Operating and Maintenance Company
F-40, N.D.S.E., Part I
New Delhi 110 149
India
- Jegurupadu Operating, a Mauritius company, is the operator of a 235 MW electric generating plant located in Jegurupadu, Andra Pradesh, India. The plant is owned by GVK Industries Limited.
- (b) Jegurupadu O&M Company Mauritius, owns 60% of Jegurupadu Operating. See Exhibit B.
- (c) As of December 31, 2004, Jegurupadu O&M Company Mauritius had invested approximately \$5.1 million of equity in Jegurupadu Operating.
- (d) Capitalization at 12/31/04 (000s)

- | | |
|---|---------|
| Shareholder's Equity | \$1,291 |
| Net Income (Loss) for the period ended 12/31/04 | \$ 659 |
- (e) As of December 31, 2004, GVK Industries Limited had a restated 10-year Operation and Maintenance Agreement with Jegurupadu Operating, which became effective on the commercial operation date of the steam turbine unit. In 2004, total fees earned from the agreement were approximately \$1 million.

17. JORF LASFAR ENERGY COMPANY SCA ("JORF LASFAR")

- (a) Jorf Lasfar Energy Company SCA
BP 99 Sidi Bouzid

Edgar Filing: CMS ENERGY CORP - Form U-3A-2/A

El Jadida
Morocco

Jorf Lasfar, a Moroccan company, operates through a subcontractor, CMS Morocco Operating Co., S.C.A., four 330 MW electric generating plants located at the port of Jorf Lasfar on the Atlantic coast of Morocco.

- (b) Jorf Lasfar Energiaktiebolag, Jorf Lasfar Power Energy Aktiebolag, and Jorf Lasfar Handelsbolag, own 25%, 23% and 2%, respectively, of Jorf Lasfar. See Exhibit B.
- (c) As of December 31, 2004, CMS Generation Investment Company IV had invested approximately \$309 million of equity in Jorf Lasfar.

| | |
|---|-----------------|
| (d) Capitalization at 12/31/04 | (000s) ----- |
| Shareholder's Equity | \$ 615,499 |
| Long Term Loans | \$ 534,991 |
| Total Capitalization | \$1,150,490 |
| Net Income (Loss) for the period ended 12/31/04 | \$ 123,510 |

- (e) As of December 31, 2004, Jorf Lasfar had an Operating and Maintenance Agreement with CMS Morocco, which became effective September 4, 1997. In 2004, total fees earned from the agreement were \$5,685,689.

18. JUBAIL ENERGY COMPANY

- (a) Jubail Energy Company
Gate #9, SADAF Complex CGP
P.O. Box 11515
Jubail Industrial City 31961
Kingdom of Saudi Arabia

Jubail Energy Company is a Saudi company that owns and operates a 250 MW cogeneration facility selling steam and electricity to the SADAF Petrochemical Facility in the Jubail Industrial City.

- (b) CMS Jubail Investment Company I owns a 25% equity interest in Jubail Energy Company. See Exhibit B.
- (c) CMS Jubail Investment Company I has invested \$11.3 million in Jubail Energy Company. In 2003, this investment was written down to \$0.
- (d) The cogeneration facility is currently under construction and there were no earnings recognized in the most recent reporting period.

43

- (e) Jubail Energy Company has an On Shore and an Off Shore Technical Services Agreement (TSA) with CMS Generation Co. The TSA is an agreement that requires CMS Generation Co. to provide certain operating and construction personnel and service to Jubail Energy Company and provides for compensation for these services. In 2004, fees earned from the TSA totaled \$1,433,391.

19. PRIVATE POWER OPERATORS LIMITED ("PRIVATE POWER")

Edgar Filing: CMS ENERGY CORP - Form U-3A-2/A

- (a) Private Power Operators Limited
100 Windward Road
Kingston 2
Jamaica, W.I.

Private Power, a Jamaican company, is the operator of a 65 MW electric generating facility in Rockfort, Kingston, Jamaica.

- (b) HCO-Jamaica, Inc. owns 99% and HCE-Rockfort Diesel, Inc. owns 1% of Private Power. See Exhibit B.
- (c) As of December 31, 2004, HCO-Jamaica, Inc. invested approximately \$10,000 of equity in Private Power.

| | |
|---|--------|
| (d) Capitalization at 12/31/04 | (000s) |
| | ----- |
| Shareholder's Equity | \$10 |
| Net Income (Loss) for the period ended 12/31/04 | \$ 0 |

- (e) As of December 31, 2004, Jamaica Private Power had an operating agreement with Private Power. In 2004, total fees earned from the agreement were \$465,384.

20. SHUWEIHAT CMS INTERNATIONAL POWER COMPANY

- (a) Shuweihat CMS International Power Company
P.O. Box 52645
Al Ghaith Tower, 8th Floor
Hamden Street
Abu Dhabi, United Arab Emirates

Shuweihat CMS International Power Company, a U.A.E. Abu Dhabi Emirate company, owns a generation and desalination facility in Taweelah, Abu Dhabi.

- (b) CMS Generation Investment Company VII owns 50% of Shuweihat General Partner Company and 49.5% of Shuweihat Limited Partnership. Shuweihat General Partner Company owns 1% of Shuweihat Limited Partnership. Shuweihat Limited Partnership owns 40% of Shuweihat CMS International Power Company. See Exhibit B.
- (c) As of December 31, 2004, CMS Generation Investment Company VII had invested approximately \$70.3 million of equity in Shuweihat CMS International Power Company.

44

| | |
|---|----------|
| (d) Capitalization at 12/31/04 | (000s) |
| | ----- |
| Long Term Debt | \$ 1,403 |
| Shareholder's Equity | \$ 196 |
| Total Capitalization | \$ 1,599 |
| Net Income (Loss) for the period ended 12/31/04 | \$16,260 |

Edgar Filing: CMS ENERGY CORP - Form U-3A-2/A

- (e) As of December 31, 2004, Shuweihat CMS International Power Company had a Management Support Agreement with Shuweihat Limited Partnership dated June 4, 2002. As of December 31, 2004, Shuweihat O&M Limited Partnership had an Operations and Maintenance Agreement with Shuweihat CMS International Power Company dated November 28, 2001. In 2004, fees earned totaled \$19,321,000.

21. SHUWEIHAT O&M LIMITED PARTNERSHIP

- (a) Shuweihat O&M Limited Partnership
Suite 302, Old GASCo Building
Al Kubeirah Street
Corniche West
Abu Dhabi, United Arab Emirates

Shuweihat O&M Limited Partnership, a Cayman Islands limited partnership, will be the operator of a generation and desalination facility in Shuweihat, Abu Dhabi.

- (b) CMS Generation Investment Company VII owns 49.5% of Shuweihat O&M Limited Partnership. CMS Generation Investment Company VII also owns 50% of Shuweihat O&M General Partner Company, which owns 1% of Shuweihat O&M Limited Partnership. See Exhibit B.
- (c) As of December 31, 2004, CMS Generation Investment Company I had invested no equity in Shuweihat O&M Limited Partnership.

| | |
|--------------------------------|-----------------|
| (d) Capitalization at 12/31/04 | (000s) ----- |
| Partners' Capital | \$3,789 |

- (e) As of December 31, 2004, Shuweihat O&M Limited Partnership had an Operations and Maintenance Agreement with Shuweihat CMS International Power Company dated November 28, 2001. In 2004, fees earned totaled \$19,321,000.

22. ST-CMS ELECTRIC COMPANY PVT. LTD. ("ST-CMS")

- (a) ST-CMS Electric Company Pvt. Ltd.
F-40 N.D.S.E. Part - I
New Delhi - 110 149
India

45

- (b) ST-CMS is a 250 MW lignite-fired power station located in Neyveli, Tamil Nadu, India. The project is a 50%-50% joint venture between CMS Generation Neyveli Ltd. and ABB Power Investment (India) B.V. The plant achieved commercial operation on December 15, 2002. See Exhibit B.
- (c) As of December 31, 2004, CMS Generation Neyveli Limited had invested approximately \$67 million of equity in ST-CMS.

| | |
|--------------------------------|-----------------|
| (d) Capitalization at 12/31/04 | (000s) ----- |
|--------------------------------|-----------------|

Edgar Filing: CMS ENERGY CORP - Form U-3A-2/A

| | |
|---|-----------|
| Shareholder's Equity | \$118,276 |
| Long-Term Loans | \$228,812 |
| Total Capitalization | \$347,088 |
| Net Income (Loss) for the period ended 12/31/04 | \$ 14,103 |

- (e) As of December 31, 2004 CMS (India) O & M Private Limited had an operating & maintenance agreement with ST-CMS, effective November 15, 1999. In 2004, fees earned totaled approximately \$1.4 million.

23. TAKORADI INTERNATIONAL COMPANY

- (a) Takoradi International Company
c/o Maples and Calder
Ugland House
P.O. Box 309, South Church Street
George Town, Cayman Islands, British West Indies

Takoradi International Company, a Cayman Island company, is the 90% owner of a 220 MW combined cycle thermal power plant located at the Takoradi Power Plant Complex near Takoradi at Aboadze in the Western Region of the Republic of Ghana.

- (b) CMS Takoradi Investment Company II owns 90% of Takoradi International Company. See Exhibit B.
- (c) As of December 31, 2004, CMS Generation Investment Company VI had a net investment of approximately \$114 million in Takoradi International Company.

| | |
|---|-----------------|
| (d) Capitalization at 12/31/04 | (000s) ----- |
| Shareholder's Equity | \$114,035 |
| Net Income (Loss) for the period ended 12/31/04 | \$ 15,857 |

- (e) As of December 31, 2004, there was an operating and management fee agreement between CMS International Operating Company and Takoradi International Company. In 2004, operating and management fees earned totaled \$891,730.

FOREIGN UTILITY COMPANIES

1. CMS OPERATING S.R.L.

- (a) CMS Operating S.R.L.
Edificio torre Catalinas Plaza
Ing. Butty 220, 8th Floor
Buenos Aires, Argentina

CMS Operating S.R.L., an Argentine company, has ownership interest of 100% in and is the operator of Ensenada, an EWG. As of December 31, 2003, Centrales Termicas Mendoza S.A., located in Mendoza Argentina, has an operation and maintenance contract, and a consulting contract with CMS Operating S.R.L. Refer to EWG section item 1, part (e).

- (b) CMS International Ventures, L.L.C. owns 99.999% of CMS Operating S.R.L. and

Edgar Filing: CMS ENERGY CORP - Form U-3A-2/A

CMS Generation Holdings Company owns .001%. See Exhibit B.

- (c) As of December 31, 2004, CMS International Ventures, L.L.C. had invested approximately \$225 million of equity in CMS Operating S.R.L.

| | |
|---|-------------|
| (d) Capitalization at 12/31/04 | (000s) |
| | ----- |
| Common Stock | \$ 35,785 |
| Irrevocable Contributions | \$ 179,314 |
| Retained Earnings | \$ 21,110 |
| Currency Translation Adjustment | \$(173,089) |
| Total Capitalization | \$ 63,120 |
| Net Income (Loss) for the period ended 12/31/04 | \$ 14,761 |

- (e) N/A

2. COMPANHIA JAGUARI DE ENERGIA S.A. ("JAGUARI")

- (a) Companhia Jaguari de Energia S.A.
 Vigato 1.620, Street
 Jaguariuna - SP - Brazil
 Zip Code 13820-000

Jaguari, a Brazilian company, owns and operates an electricity distribution concession located in the state of Sao Paulo. Jaguari is a non-traded utility company controlled by CPEE. Jaguari serves approximately 25,000 customers.

- (b) Jaguari is 100% owned by Sul Paulista. See CPEE below and Exhibit B.
 (c) As of December 31, 2004, Sul Paulista has invested \$31 million in Jaguari.

47

| | |
|---|----------|
| (d) Capitalization at 12/31/04 | (000s) |
| | ----- |
| Shareholder's Equity | \$21,480 |
| Net Income (Loss) for the period ended 12/31/04 | \$ 4,536 |

- (e) N/A

3. COMPANHIA LUZ E FORCA DE MOCOCA ("MOCOCA")

- (a) Companhia Luz e Forca de Mococa
 Vigato 1.620, Street - 1st Floor - Room 3
 Jaguariuna - SP- Brazil
 Zip Code 13820-000

Mococa, a Brazilian company, owns and operates an electricity distribution concession located in the state of Sao Paulo and the State of Minas Gerais, Brazil. Mococa is a non-traded utility company controlled by CPEE. Mococa serves approximately 34,000 customers.

Edgar Filing: CMS ENERGY CORP - Form U-3A-2/A

(b) Mococa is 100% owned by Jaguari . See CPEE below and Exhibit B.

(c) As of December 31, 2004, Jaguari has invested \$8.6 million in Mococa.

| | |
|---|-----------------|
| (d) Capitalization at 12/31/04 | (000s) ----- |
| Shareholder's Equity | \$10,302 |
| Net Income (Loss) for the period ended 12/31/04 | \$ 4,853 |

(e) N/A

4. COMPANHIA PAULISTA DE ENERGIA ELECTRICA ("CPEE")

(a) Companhia Paulista de Energia Electrica
Vigato 1.620, Street - 1st Floor - Room 1
Jaguariuna - SP -Brazil
Zip Code 13820-000

CPEE, a Brazilian company, owns and operates an electricity distribution concession in the state of Sao Paulo, Brazil and also has a controlling interest in 3 other non-traded utility companies which own and operate electricity distribution concessions located in the state of Sao Paulo and in the state of Minas Gerais. CPEE and its controlled companies serve approximately 160,000 customers. CPEE also owns a 7 percent interest in Investco S.A., which owns an 850 MW hydroelectric plant, which started commercial operations in December 2001.

(b) CMS Participacoes Ltda. owns 94.01% of CPEE. See Exhibit B.

(c) As of December 31, 2004, CMS Participacoes Ltda. has invested \$90 million in CPEE.

48

| | |
|---|-----------------|
| (d) Capitalization at 12/31/04 | (000s) ----- |
| Shareholder's Equity | \$21,900 |
| Net Income (Loss) for the period ended 12/31/04 | \$ 6,042 |

(e) N/A

5. COMPANHIA SUL PAULISTA DE ENERGIA ELECTRICA ("SUL PAULISTA")

(a) Companhia Sul Paulista de Energia
Vigato 1.620, Street - 1st Floor - Room 2
Jaguariuna - SP - Brazil
Zip Code 13820-000

Sul Paulista, a Brazilian company, owns and operates an electricity distribution concession located in the state of Sao Paulo. Sul Paulista is a non-traded utility company controlled by CPEE. Sul Paulista serves approximately 58,000 customers.

Edgar Filing: CMS ENERGY CORP - Form U-3A-2/A

- (b) Sul Paulista is 88.63% owned by CPEE. See CPEE above and Exhibit B.
- (c) As of December 31, 2004, CPEE has invested \$47 million in Sul Paulista.

| | |
|---|----------|
| (d) Capitalization at 12/31/04 | (000s) |
| | ----- |
| Shareholder's Equity | \$22,810 |
| Net Income (Loss) for the period ended 12/31/04 | \$ 5,960 |

(e) N/A

6. EMIRATES CMS POWER COMPANY

- (a) Emirates CMS Power Company
P.O. Box 47688
United Arab Emirates
Al Mansoor Tower,
7th Floor, Suite 701
Abu Dhabi

Emirates CMS Power Company, a U.A.E. Abu Dhabi Emirate company, owns a generation and desalination facility in Taweelah, Abu Dhabi.

- (b) CMS Generation Taweelah Limited owns 40% of Emirates CMS Power Company. See Exhibit B.
- (c) As of December 31, 2004, CMS Generation Taweelah Limited had invested \$74 million of equity in Emirates CMS Power Company.

49

| | |
|---|------------|
| (d) Capitalization at 12/31/04 | (000s) |
| | ----- |
| Term Loan | \$522,377 |
| Shareholder Loan | \$ 53,994 |
| Retained Earnings | \$(13,486) |
| Shareholder's Equity | \$112,518 |
| Total Capitalization | \$675,403 |
| Net Income (Loss) for the period ended 12/31/04 | \$ 33,252 |

- (e) As of December 31, 2004, there was an operating and management agreement between Taweelah and Emirates CMS Power Company pursuant to which total fees earned were \$1,236,553.

7. GASATACAMA GENERACION S.A.

- (a) GasAtacama Generacion S.A.
Casa Matriz: Isidora Goyenechea # 3365, Piso 8
Las Condes - Santiago, Chile

GasAtacama Generacion S.A. is a Chilean entity that operates the GasAtacama power plant.

Edgar Filing: CMS ENERGY CORP - Form U-3A-2/A

- (b) GasAtacama S.A. owns 99.90% and Compania de Inversiones CMS Energy-Chile Ltda. owns 0.05% of GasAtacama Generacion S.A. See Exhibit B.
- (c) As of December 31, 2004, CMS Gas Transmission del Sur Company had invested approximately \$49.8 million in GasAtacama Generacion S.A.

| | |
|---|-----------------|
| (d) Capitalization at 12/31/04 | (000s) ----- |
| Retained Earnings | \$ (33,025) |
| Shareholder's Equity | \$133,306 |
| Total Capitalization | \$100,281 |
| Net Income (Loss) for the period ended 12/31/04 | \$ (4,481) |

(e) N/A

8. SISTEMA ELECTRICO DEL ESTADO NUEVA ESPARTA C.A. ("SENECA")

- (a) Sistema Electrico del Estado Nueva Esparta C.A.
San Lorenzo
Pampatar, Nueva Esparta (6312)
Venezuela

SENECA, a Venezuelan company, is the owner of 200 MW of diesel-fired power generation units located on Margarita Island, Venezuela. SENECA also owns and operates an electric distribution system located on Margarita Island, Venezuela, serving approximately 104,000 customers.

50

- (b) CMS Electric & Gas, L.L.C. owns 100% of ENELMAR. ENELMAR owns 33.34% of SENECA. CMS Electric & Gas L.L.C. owns 100% of CMS Venezuela. CMS Venezuela owns 52.37% of SENECA. See Exhibit B.
- (c) As of December 31, 2004, ENELMAR had invested \$3.9 million in SENECA. As of December 31, 2004, CMS Venezuela had invested \$13.8 million in SENECA.

| | |
|---|-----------------|
| (d) Capitalization at 12/31/04 | (000s) ----- |
| Shareholder's Equity | \$153,811 |
| Net Income (Loss) for the period ended 12/31/04 | \$ (6,474) |

(e) N/A

9. TAWEELAH A2 OPERATING COMPANY ("TAWEELAH")

- (a) Taweelah A2 Operating Company
c/o CMS Generation Co.
One Energy Plaza
Jackson, Michigan 49201

Taweelah operates a 710.3 MW generation and desalination facility in Taweelah, Abu Dhabi.

Edgar Filing: CMS ENERGY CORP - Form U-3A-2/A

- (b) CMS Generation Co. owns 100% of Taweelah. See Exhibit B.
- (c) As of December 31, 2004, CMS Generation Co. had invested approximately \$1.0 million of equity in Taweelah.

| | |
|---|---------|
| (d) Capitalization at 12/31/04 | (000s) |
| | ----- |
| Shareholder's Capital | \$1,565 |
| Retained Earnings | \$ 410 |
| Shareholder's Equity | \$1,975 |
| Net Income (Loss) for the period ended 12/31/04 | \$1,221 |

- (e) As of December 31, 2004, there was an operating and management agreement between Taweelah and Emirates CMS Power Company pursuant to which total fees earned were \$1,236,553.

51

The above-named Claimant has caused this statement to be duly executed on its behalf by its authorized officer on this 10th day of March 2005.

CMS ENERGY CORPORATION
A Michigan corporation

[CORPORATE SEAL]

By: /s/ Thomas J. Webb

Thomas J. Webb
Executive Vice President and
Chief Financial Officer

ATTEST:

/s/ Wendy A. McIntyre

Wendy A. McIntyre
Corporate Counsel

Name, title, and address of officer to whom notices and correspondence concerning this Statement should be addressed:

S. Kinnie Smith, Jr.
Vice Chairman of the Board
and General Counsel
One Energy Plaza
Jackson, Michigan 49201

March 10, 2005

52

Edgar Filing: CMS ENERGY CORP - Form U-3A-2/A

EXHIBIT A

A consolidating statement of income and surplus of CMS Energy and its subsidiary companies for the last calendar year, together with a consolidating balance sheet of CMS Energy and its subsidiary companies as of the close of such calendar year is attached.

CMS ENERGY CORPORATION
 Consolidating Statement of Income
 For the Year Ended December 31, 2004
 (In Millions, except Per Share Amounts)

| | CMS Energy Corp. (1) | Consumers Energy Company Consol. | CMS Enterprises Company Consol. | Dearborn Industria Generatio LLC |
|--|-------------------------|---|--|---|
| Operating Revenue | \$ -- | \$4,711 | \$ 871 | \$69 |
| Earnings from Equity Method Investees | 1 | 1 | 113 | -- |
| Operating Expenses | | | | |
| Fuel for electric generation | -- | 720 | 67 | 10 |
| Purchased and interchange power | -- | 224 | 120 | -- |
| Purchased power-related parties | -- | 67 | 47 | 30 |
| Cost of gas sold | -- | 1,469 | 323 | 19 |
| Other operation expenses | 27 | 717 | 205 | 10 |
| Maintenance | -- | 227 | 26 | 3 |
| Depreciation and amortization | 1 | 391 | 38 | 1 |
| General taxes | (5) | 223 | 48 | 4 |
| Asset impairment charges | (10) | -- | 170 | -- |
| Total operating expenses | 13 | 4,038 | 1,044 | 77 |
| Operating Income (Loss) | (12) | 674 | (60) | (8) |
| Other Income (Deductions) | | | | |
| Interest and dividends from affiliates | (13) | -- | 29 | -- |
| Interest and dividends | 1 | 11 | 15 | -- |
| Accretion expense | -- | (3) | (20) | -- |
| Gain (loss) on asset sales, net | 3 | 1 | 48 | -- |
| Regulatory return on capital expenditures | -- | 113 | -- | -- |
| Foreign currency gains (losses), net | -- | -- | (3) | -- |
| Other income | 290 | 16 | 11 | -- |
| Other expense | (1) | (7) | (7) | -- |
| Total other income (deductions) | 280 | 131 | 73 | -- |
| Fixed Charges | | | | |
| Interest on long-term debt | 213 | 284 | 5 | -- |
| Interest on long-term debt-related parties | 14 | 44 | -- | -- |
| Other interest | 30 | 13 | 16 | 1 |
| Capitalized interest | -- | 25 | -- | -- |
| Preferred dividends of subsidiaries | -- | 2 | 3 | -- |
| Net fixed charges | 257 | 368 | 24 | 1 |
| Income (Loss) before Minority Interests | 11 | 437 | (11) | (9) |

Edgar Filing: CMS ENERGY CORP - Form U-3A-2/A

| | | | | |
|--|---------|-------|----------|--------|
| Minority Interests | -- | 7 | 8 | -- |
| | ----- | ----- | ----- | --- |
| Income (Loss) before Income Taxes | 11 | 430 | (19) | (9) |
| Income Tax Expense (Benefit) | (111) | 152 | (43) | (3) |
| | ----- | ----- | ----- | --- |
| Income (Loss) from Continuing Operations | 122 | 278 | 24 | (6) |
| Discontinued Operations | -- | -- | (4) | -- |
| Cumulative Effect of Accounting Change | -- | (1) | (1) | -- |
| | ----- | ----- | ----- | --- |
| Net Income (Loss) | 122 | 277 | 19 | (6) |
| Preferred Dividends | 11 | -- | -- | -- |
| | ----- | ----- | ----- | --- |
| Net Income (Loss) Available to Common | | | | |
| Stockholders | 111 | 277 | 19 | (6) |
| Dividends on Common Stock | 1 | 190 | 223 | -- |
| | ----- | ----- | ----- | --- |
| Net Income (Loss) after Common Stock | | | | |
| Dividends | \$ 110 | \$ 87 | \$ (204) | \$ (6) |
| | ===== | ===== | ===== | === |
| Average Number of CMS Energy Common Shares | | | | |
| Outstanding - Basic | 168,553 | | | |
| Average Number of CMS Energy Common Shares | | | | |
| Outstanding - Diluted | 172,065 | | | |
| Basic Earnings per CMS Energy Average Common Share | | | | |
| Diluted Earnings per CMS Energy Average Common Share | | | | |

(1) Represents CMS Energy Corporation with Consumers Energy Company and CMS Enterprises Company included on the equity method of accounting.

A-1

CONSUMERS ENERGY COMPANY
Consolidating Statement of Income
For the Year Ended December 31, 2004
(In Millions)

| | Consumers Energy Company (2) | Consumers Receivables Funding II LLC | Consumers Funding LLC | Consumers Campus Holdings LLC | ES Service Company |
|---------------------------------------|------------------------------------|---|-----------------------------|--|--------------------------|
| | ----- | ----- | ----- | ----- | ----- |
| Operating Revenue | \$4,679 | \$ 2 | \$ 1 | \$ 1 | \$ 2 |
| | ----- | --- | --- | --- | --- |
| Earnings from Equity Method Investees | 2 | -- | -- | -- | -- |
| | ----- | --- | --- | --- | --- |
| Operating Expenses | | | | | |
| Fuel for electric generation | 319 | -- | -- | -- | -- |
| Purchased and interchange power | 224 | -- | -- | -- | -- |
| Purchased power-related parties | 670 | -- | -- | -- | -- |
| Cost of gas sold | 1,468 | -- | -- | -- | -- |
| Cost of gas sold-related parties | 1 | -- | -- | -- | -- |
| Other operation expenses | 687 | 2 | 1 | 1 | 2 |
| Maintenance | 216 | -- | -- | -- | -- |
| Depreciation and amortization | 301 | -- | -- | -- | -- |

Edgar Filing: CMS ENERGY CORP - Form U-3A-2/A

| | | | | | |
|--|-------|------|------|------|------|
| General taxes | 192 | -- | -- | -- | -- |
| | ----- | --- | --- | --- | --- |
| Total operating expenses | 4,078 | 2 | 1 | 1 | 2 |
| | ----- | --- | --- | --- | --- |
| Operating Income | 603 | -- | -- | -- | -- |
| | ----- | --- | --- | --- | --- |
| Other Income (Deductions) | | | | | |
| Interest and dividends from affiliates | -- | -- | 21 | -- | -- |
| Interest and dividends | 6 | -- | -- | -- | -- |
| Accretion expense | (3) | -- | -- | -- | -- |
| Gain on asset sales, net | 1 | -- | -- | -- | -- |
| Regulatory return on capital expenditures | 113 | -- | -- | -- | -- |
| Other income | 17 | -- | -- | -- | -- |
| Other expense | (7) | -- | -- | -- | -- |
| | ----- | --- | --- | --- | --- |
| Total other income (deductions) | 127 | -- | 21 | -- | -- |
| | ----- | --- | --- | --- | --- |
| Interest Charges | | | | | |
| Interest on long-term debt | 193 | -- | 21 | -- | -- |
| Interest on long-term debt-related parties | 44 | -- | -- | -- | -- |
| Other interest | 36 | -- | -- | -- | -- |
| Capitalized interest | 25 | -- | -- | -- | -- |
| | ----- | --- | --- | --- | --- |
| Net interest charges | 298 | -- | 21 | -- | -- |
| | ----- | --- | --- | --- | --- |
| Income before Minority Interests | 432 | -- | -- | -- | -- |
| Minority Interests | -- | -- | -- | -- | -- |
| | ----- | --- | --- | --- | --- |
| Income before Income Taxes | 432 | -- | -- | -- | -- |
| Income Taxes | 152 | -- | -- | -- | -- |
| | ----- | --- | --- | --- | --- |
| Income before Accounting Change | 280 | -- | -- | -- | -- |
| Cumulative Effect of Accounting Change | (1) | -- | -- | -- | -- |
| | ----- | --- | --- | --- | --- |
| Net Income | 279 | -- | -- | -- | -- |
| Preferred Stock Dividends | 2 | -- | -- | -- | -- |
| | ----- | --- | --- | --- | --- |
| Net Income Available to Common Stockholder | 277 | -- | -- | -- | -- |
| Dividends on Common Stock | 190 | -- | -- | -- | -- |
| | ----- | --- | --- | --- | --- |
| Net Income (Loss) after Common Dividends | \$ 87 | \$-- | \$-- | \$-- | \$-- |
| | ===== | === | === | === | === |

(Continued on Following Page)

A-2

CONSUMERS ENERGY COMPANY
Consolidating Statement of Income
For the Year Ended December 31, 2004
(In Millions)
(Continued from Previous Page)

| | | |
|---------|----------|-----------|
| | Inter- | Consumers |
| First | company | Energy |
| Midland | Elimina- | Company |

Edgar Filing: CMS ENERGY CORP - Form U-3A-2/A

| | LP | tions | Consol. |
|--|-------|----------|---------|
| | ----- | ----- | ----- |
| Operating Revenue | \$-- | \$ (624) | \$4,711 |
| | --- | ----- | ----- |
| Earnings from Equity Method Investees | -- | (3) | 1 |
| | --- | ----- | ----- |
| Operating Expenses | | | |
| Fuel for electric generation | -- | (12) | 720 |
| Purchased and interchange power | -- | -- | 224 |
| Purchased power-related parties | -- | (603) | 67 |
| Cost of gas sold | -- | -- | 1,468 |
| Cost of gas sold-related parties | -- | -- | 1 |
| Other operation expenses | -- | (8) | 717 |
| Maintenance | -- | -- | 227 |
| Depreciation and amortization | -- | -- | 391 |
| General taxes | 2 | -- | 223 |
| | --- | ----- | ----- |
| Total operating expenses | 2 | (623) | 4,038 |
| | --- | ----- | ----- |
| Operating Income | (2) | (4) | 674 |
| | --- | ----- | ----- |
| Other Income (Deductions) | | | |
| Interest and dividends from affiliates | 71 | (92) | -- |
| Interest and dividends | -- | -- | 11 |
| Accretion expense | -- | -- | (3) |
| Gain on asset sales, net | -- | -- | 1 |
| Regulatory return on capital expenditures | -- | -- | 113 |
| Other income | -- | (1) | 16 |
| Other expense | -- | -- | (7) |
| | --- | ----- | ----- |
| Total other income (deductions) | 71 | (93) | 131 |
| | --- | ----- | ----- |
| Interest Charges | | | |
| Interest on long-term debt | 36 | (71) | 284 |
| Interest on long-term debt-related parties | -- | -- | 44 |
| Other interest | -- | (23) | 13 |
| Capitalized interest | -- | -- | 25 |
| | --- | ----- | ----- |
| Net interest charges | 36 | (94) | 366 |
| | --- | ----- | ----- |
| Income before Minority Interests | 33 | (3) | 439 |
| Minority Interests | -- | 7 | 7 |
| | --- | ----- | ----- |
| Income before Income Taxes | 33 | (10) | 432 |
| Income Taxes | -- | -- | 152 |
| | --- | ----- | ----- |
| Income before Accounting Change | 33 | (10) | 280 |
| Cumulative Effect of Accounting Change | -- | -- | (1) |
| | --- | ----- | ----- |
| Net Income | 33 | (10) | 279 |
| Preferred Stock Dividends | -- | -- | 2 |
| | --- | ----- | ----- |
| Net Income Available to Common Stockholder | 33 | (10) | 277 |
| Dividends on Common Stock | -- | -- | 190 |
| | --- | ----- | ----- |
| Net Income (Loss) after Common Dividends | \$33 | \$ (10) | \$ 87 |
| | === | ===== | ===== |

(2) Represents Consumers Energy Company, CMS Engineering Company and Consumers Nuclear Services LLC consolidated.

Edgar Filing: CMS ENERGY CORP - Form U-3A-2/A

A-3

CMS ENTERPRISES COMPANY
 Consolidating Statement of Income
 For the Year Ended December 31, 2004
 (In Millions)

| | CMS Enterprises Company (3) | CMS Generation Co. Consol. | CMS Gas Transmission Company Consol. | CMS Energy Resource Mg Company |
|---|-----------------------------------|-------------------------------------|---|---|
| | ----- | ----- | ----- | ----- |
| Operating Revenue | \$ 5 | \$226 | \$ 24 | \$470 |
| | ---- | ---- | ---- | ---- |
| Earnings from Equity Method Investees | -- | 87 | -- | -- |
| | ---- | ---- | ---- | ---- |
| Operating Expenses | | | | |
| Fuel for electric generation | -- | 39 | -- | -- |
| Purchased and interchange power | -- | -- | -- | 58 |
| Purchased power-related parties | -- | 30 | -- | 91 |
| Cost of gas sold | -- | 24 | -- | 318 |
| Other operation expense | 18 | 72 | 13 | 5 |
| Maintenance | -- | 11 | 1 | -- |
| Depreciation and amortization | 2 | 13 | 6 | 1 |
| General taxes | 1 | 9 | 2 | 1 |
| Asset impairment charges | -- | 1 | 136 | -- |
| | ---- | ---- | ---- | ---- |
| Total operating expenses | 21 | 199 | 158 | 474 |
| | ---- | ---- | ---- | ---- |
| Operating Income (Loss) | (16) | 114 | (134) | (4) |
| | ---- | ---- | ---- | ---- |
| Other Income (Deductions) | | | | |
| Interest and dividends from affiliates | 12 | -- | 2 | 20 |
| Interest and dividends | 1 | 2 | 1 | 1 |
| Accretion expense | -- | -- | -- | (20) |
| Gain (loss) on asset sales, net | -- | 3 | 1 | -- |
| Foreign currency gains (losses), net | -- | 1 | -- | -- |
| Other income | 66 | -- | 22 | -- |
| Other expense | -- | (7) | -- | -- |
| | ---- | ---- | ---- | ---- |
| Total other income (deductions) | 79 | (1) | 26 | 1 |
| | ---- | ---- | ---- | ---- |
| Fixed Charges | | | | |
| Interest on long-term debt | -- | 3 | -- | -- |
| Other interest | 28 | 9 | 1 | -- |
| Preferred dividends | -- | -- | 3 | -- |
| | ---- | ---- | ---- | ---- |
| Net fixed charges | 28 | 12 | 4 | -- |
| | ---- | ---- | ---- | ---- |
| Income (Loss) before Minority Interests | 35 | 101 | (112) | (3) |
| Minority Interests | -- | 4 | (19) | -- |
| | ---- | ---- | ---- | ---- |
| Income (Loss) before Income Taxes | 35 | 97 | (93) | (3) |
| Income Tax Expense (Benefit) | 18 | (25) | (34) | (2) |
| | ---- | ---- | ---- | ---- |

Edgar Filing: CMS ENERGY CORP - Form U-3A-2/A

| | | | | |
|--|-------|-------|---------|--------|
| Income (Loss) from Continuing Operations | 17 | 122 | (59) | (1) |
| Discontinued Operations | -- | -- | (3) | (6) |
| Cumulative Effect of Accounting Change | (1) | -- | -- | -- |
| | ---- | ---- | ----- | ---- |
| Net Income (Loss) | \$ 16 | \$122 | \$ (62) | \$ (7) |
| | ===== | ===== | ===== | ===== |

(Continued on Following Page)

A-4

CMS ENTERPRISES COMPANY
 Consolidating Statement of Income
 For the Year Ended December 31, 2004
 (In Millions)
 (Continued from Previous Page)

| | CMS Resource Development Company | Inter- company Elimina- tions | CMS Enterprises Company Consol. |
|--|---|--|--|
| | ----- | ----- | ----- |
| Operating Revenue | \$-- | \$ (101) | \$ 871 |
| | --- | ----- | ----- |
| Earnings from Equity Method Investees | -- | -- | 113 |
| | --- | ----- | ----- |
| Operating Expenses | | | |
| Fuel for electric generation | -- | -- | 67 |
| Purchased and interchange power | -- | (1) | 120 |
| Purchased power-related parties | -- | (74) | 47 |
| Cost of gas sold | -- | (20) | 323 |
| Other operation expense | (2) | (7) | 205 |
| Maintenance | -- | -- | 26 |
| Depreciation and amortization | -- | -- | 38 |
| General taxes | -- | -- | 48 |
| Asset impairment charges | -- | -- | 170 |
| | --- | ----- | ----- |
| Total operating expenses | (2) | (102) | 1,044 |
| | --- | ----- | ----- |
| Operating Income (Loss) | 2 | 1 | (60) |
| | --- | ----- | ----- |
| Other Income (Deductions) | | | |
| Interest and dividends from affiliates | -- | (33) | 29 |
| Interest and dividends | -- | -- | 15 |
| Accretion expense | -- | -- | (20) |
| Gain (loss) on asset sales, net | -- | -- | 48 |
| Foreign currency gains (losses), net | -- | -- | (3) |
| Other income | -- | (81) | 11 |
| Other expense | -- | -- | (7) |
| | --- | ----- | ----- |
| Total other income (deductions) | -- | (114) | 73 |
| | --- | ----- | ----- |
| Fixed Charges | | | |
| Interest on long-term debt | -- | -- | 5 |
| Other interest | -- | (33) | 16 |

Edgar Filing: CMS ENERGY CORP - Form U-3A-2/A

| | | | |
|--|------|----------|-------|
| Preferred dividends | -- | -- | 3 |
| | --- | ----- | ----- |
| Net fixed charges | -- | (33) | 24 |
| | --- | ----- | ----- |
| Income (Loss) before Minority Interests | 2 | (80) | (11) |
| Minority Interests | -- | 20 | 8 |
| | --- | ----- | ----- |
| Income (Loss) before Income Taxes | 2 | (100) | (19) |
| Income Tax Expense (Benefit) | 1 | (2) | (43) |
| | --- | ----- | ----- |
| Income (Loss) from Continuing Operations | 1 | (98) | 24 |
| Discontinued Operations | -- | (3) | (4) |
| Cumulative Effect of Accounting Change | -- | -- | (1) |
| | --- | ----- | ----- |
| Net Income (Loss) | \$ 1 | \$ (101) | \$ 19 |
| | === | ===== | ===== |

(3) Represents CMS Enterprises Company, CMS Enterprises Development LLC, CMS Distributed Power LLC, CMS Comercializadora de Energia SA, CMS Enterprises Holding Company SA, CMS Energy South America Company, CMS Energy UK Limited, CMS Business Development LLC and CMS Texas LLC consolidated with CMS Generation Co., CMS Gas Transmission Company and CMS International Ventures LLC included on the equity method of accounting.

A-5

CMS GENERATION CO.
Consolidating Statement of Income
For the Year Ended December 31, 2004
(In Millions)

| | CMS Generation Co. (4) | TES Filer City LP Consol. | Genesee Power LP (5) | Grayling Generating LP (6) | Ex Mana Co |
|---------------------------------------|------------------------------|------------------------------------|-------------------------------|-------------------------------------|------------------|
| | ----- | ----- | ----- | ----- | ----- |
| Operating Revenue | \$ 1 | \$34 | \$16 | \$18 | |
| | ---- | ---- | ---- | ---- | |
| Earnings from Equity Method Investees | (1) | -- | -- | -- | |
| | ---- | ---- | ---- | ---- | |
| Operating Expenses | | | | | |
| Fuel for electric generation | -- | 14 | -- | -- | |
| Purchased power-related parties | -- | -- | -- | -- | |
| Cost of gas sold | -- | -- | -- | -- | |
| Other operation expense | 15 | 7 | 7 | 11 | |
| Maintenance | -- | -- | 4 | -- | |
| Depreciation and amortization | 3 | 3 | 3 | 2 | |
| General taxes | -- | 2 | 1 | 1 | |
| Asset impairment charges | 1 | -- | -- | -- | |
| | ---- | ---- | ---- | ---- | |
| Total operating expenses | 19 | 26 | 15 | 14 | |
| | ---- | ---- | ---- | ---- | |
| Operating Income (Loss) | (19) | 8 | 1 | 4 | |
| | ---- | ---- | ---- | ---- | |
| Other Income (Deductions) | | | | | |

Edgar Filing: CMS ENERGY CORP - Form U-3A-2/A

| | | | | |
|---|-------|-------|--------|-------|
| Dividends and interest from affiliates | 1 | -- | -- | -- |
| Interest and dividends | 1 | -- | 1 | -- |
| Gain (loss) on asset sales, net | 2 | -- | -- | -- |
| Foreign currency gains (losses), net | -- | -- | -- | -- |
| Other income | 106 | -- | (1) | 1 |
| Other expense | -- | -- | -- | -- |
| | ---- | ---- | ---- | ---- |
| Total other income (deductions) | 110 | -- | -- | 1 |
| | ---- | ---- | ---- | ---- |
| Fixed Charges | | | | |
| Interest on long-term debt | -- | -- | -- | 3 |
| Other interest | -- | 2 | 5 | -- |
| Capitalized interest | -- | -- | -- | -- |
| | ---- | ---- | ---- | ---- |
| Net fixed charges | -- | 2 | 5 | 3 |
| | ---- | ---- | ---- | ---- |
| Income (Loss) before Minority Interests | 91 | 6 | (4) | 2 |
| Minority Interests | -- | 3 | (2) | 1 |
| | ---- | ---- | ---- | ---- |
| Income (Loss) before Income Taxes | 91 | 3 | (2) | 1 |
| Income Tax Expense (Benefit) | (29) | 1 | -- | -- |
| | ---- | ---- | ---- | ---- |
| Net Income (Loss) | \$120 | \$ 2 | \$ (2) | \$ 1 |
| | ===== | ===== | ===== | ===== |

(Continued on Following Page)

A-6

CMS GENERATION CO.
 Consolidating Statement of Income
 For the Year Ended December 31, 2004
 (In Millions)
 (Continued from Previous Page)

| | Taweelah A2 Operating Company | CMSG Michigan Power LLC | CMSG Int'l Operating Co. Consol. | CMSG Investment Co. IV Consol. | Inv C C |
|---------------------------------------|--|----------------------------------|---|---|---------------|
| | ----- | ----- | ----- | ----- | ----- |
| Operating Revenue | \$ 4 | \$ 2 | \$10 | \$-- | |
| | --- | --- | --- | --- | |
| Earnings from Equity Method Investees | -- | -- | -- | 63 | |
| | --- | --- | --- | --- | |
| Operating Expenses | | | | | |
| Fuel for electric generation | -- | 1 | -- | -- | |
| Purchased power-related parties | -- | -- | -- | -- | |
| Cost of gas sold | -- | -- | -- | -- | |
| Other operation expense | 3 | 1 | 2 | -- | |
| Maintenance | -- | 1 | -- | -- | |
| Depreciation and amortization | -- | -- | -- | -- | |
| General taxes | -- | 1 | -- | -- | |
| Asset impairment charges | -- | -- | -- | -- | |
| | --- | --- | --- | --- | |

Edgar Filing: CMS ENERGY CORP - Form U-3A-2/A

| | | | | |
|---|------|--------|------|------|
| Total operating expenses | 3 | 4 | 2 | -- |
| | --- | --- | --- | --- |
| Operating Income (Loss) | 1 | (2) | 8 | 63 |
| | --- | --- | --- | --- |
| Other Income (Deductions) | | | | |
| Dividends and interest from affiliates | -- | -- | -- | 1 |
| Interest and dividends | -- | -- | -- | -- |
| Gain (loss) on asset sales, net | -- | -- | -- | -- |
| Foreign currency gains (losses), net | -- | -- | -- | 1 |
| Other income | -- | -- | 7 | 2 |
| Other expense | -- | -- | (7) | -- |
| | --- | --- | --- | --- |
| Total other income (deductions) | -- | -- | -- | 4 |
| | --- | --- | --- | --- |
| Fixed Charges | | | | |
| Interest on long-term debt | -- | -- | -- | -- |
| Other interest | -- | -- | -- | 2 |
| Capitalized interest | -- | -- | -- | -- |
| | --- | --- | --- | --- |
| Net fixed charges | -- | -- | -- | 2 |
| | --- | --- | --- | --- |
| Income (Loss) before Minority Interests | 1 | (2) | 8 | 65 |
| Minority Interests | -- | -- | -- | -- |
| | --- | --- | --- | --- |
| Income (Loss) before Income Taxes | 1 | (2) | 8 | 65 |
| Income Tax Expense (Benefit) | -- | -- | 2 | 1 |
| | --- | --- | --- | --- |
| Net Income (Loss) | \$ 1 | \$ (2) | \$ 6 | \$64 |
| | === | === | === | === |

(Continued on Following Page)

A-7

CMS GENERATION CO.
 Consolidating Statement of Income
 For the Year Ended December 31, 2004
 (In Millions)
 (Continued from Previous Page)

| | Dearborn Industrial Generation LLC | Inter- company Elimina- tions | CMS Generation Company Consol. |
|---------------------------------------|---|--|---|
| | ----- | ----- | ----- |
| Operating Revenue | \$78 | \$ -- | \$226 |
| | --- | --- | --- |
| Earnings from Equity Method Investees | -- | -- | 87 |
| | --- | --- | --- |
| Operating Expenses | | | |
| Fuel for electric generation | 8 | -- | 39 |
| Purchased power-related parties | 30 | -- | 30 |
| Cost of gas sold | 24 | -- | 24 |
| Other operation expense | 5 | -- | 72 |

Edgar Filing: CMS ENERGY CORP - Form U-3A-2/A

| | | | |
|---|------|----------|-------|
| Maintenance | 3 | -- | 11 |
| Depreciation and amortization | 1 | -- | 13 |
| General taxes | 3 | -- | 9 |
| Asset impairment charges | -- | -- | 1 |
| | --- | ----- | ---- |
| Total operating expenses | 74 | -- | 199 |
| | --- | ----- | ---- |
| Operating Income (Loss) | 4 | -- | 114 |
| | --- | ----- | ---- |
| Other Income (Deductions) | | | |
| Dividends and interest from affiliates | -- | (3) | -- |
| Interest and dividends | -- | -- | 2 |
| Gain (loss) on asset sales, net | -- | -- | 3 |
| Foreign currency gains (losses), net | -- | -- | 1 |
| Other income | -- | (115) | -- |
| Other expense | -- | -- | (7) |
| | --- | ----- | ---- |
| Total other income (deductions) | -- | (118) | (1) |
| | --- | ----- | ---- |
| Fixed Charges | | | |
| Interest on long-term debt | -- | -- | 3 |
| Other interest | 1 | (3) | 9 |
| Capitalized interest | -- | -- | -- |
| | --- | ----- | ---- |
| Net fixed charges | 1 | (3) | 12 |
| | --- | ----- | ---- |
| Income (Loss) before Minority Interests | 3 | (115) | 101 |
| Minority Interests | -- | -- | 4 |
| | --- | ----- | ---- |
| Income (Loss) before Income Taxes | 3 | (115) | 97 |
| Income Tax Expense (Benefit) | -- | -- | (25) |
| | --- | ----- | ---- |
| Net Income (Loss) | \$ 3 | \$ (115) | \$122 |
| | === | ===== | ===== |

(4) Represents CMS Generation Company, CMSG Altoona Company, CMSG Chateaugay Company, CMSG Filer City Operating Company, CMSG Operating Company, CMSG Recycling Company, CMSG Honey Lake Company and CMS Centrales Termicas SA consolidated with CMSG Filer City, Inc., CMS International Operating Company, CMSG Investment Company IV, CMSG Investment Company VI, CMSG Investment Company VII and HYDRA-CO Enterprises, Inc. included on the equity method of accounting.

(5) Includes CMSG Genesee Company, CMSG Holdings Company and GPS Newco LLC.

(6) Includes CMSG Grayling Company and CMSG Grayling Holdings Company.

A-8

TES FILER CITY STATION LP
 Consolidating Statement of Income
 For the Year Ended December 31, 2004
 (In Millions)

| | | | |
|------|------------|---------|------------|
| | TES | Inter- | TES |
| CMSG | Filer City | company | Filer City |

Edgar Filing: CMS ENERGY CORP - Form U-3A-2/A

| | Filer City Inc. | Station LP | Elimina- tions | LP Consol. |
|---|--------------------|---------------|-------------------|---------------|
| | ----- | ----- | ----- | ----- |
| Operating Revenue | \$-- | \$34 | \$-- | \$34 |
| | --- | --- | --- | --- |
| Earnings from Equity Method Investees | -- | -- | -- | -- |
| | --- | --- | --- | --- |
| Operating Expenses | | | | |
| Fuel for electric generation | -- | 14 | -- | 14 |
| Purchased power-related parties | -- | -- | -- | -- |
| Cost of gas sold | -- | -- | -- | -- |
| Other operation expense | -- | 7 | -- | 7 |
| Maintenance | -- | -- | -- | -- |
| Depreciation and amortization | -- | 3 | -- | 3 |
| General taxes | -- | 2 | -- | 2 |
| Asset impairment charges | -- | -- | -- | -- |
| | --- | --- | --- | --- |
| Total operating expenses | -- | 26 | -- | 26 |
| | --- | --- | --- | --- |
| Operating Income (Loss) | -- | 8 | -- | 8 |
| | --- | --- | --- | --- |
| Other Income (Deductions) | | | | |
| Dividends and interest from affiliates | -- | -- | -- | -- |
| Interest and dividends | -- | -- | -- | -- |
| Other income | 3 | -- | (3) | -- |
| Other expense | -- | -- | -- | -- |
| | --- | --- | --- | --- |
| Total other income (deductions) | 3 | -- | (3) | -- |
| | --- | --- | --- | --- |
| Fixed Charges | | | | |
| Interest on long-term debt | -- | -- | -- | -- |
| Other interest | -- | 2 | -- | 2 |
| Capitalized interest | -- | -- | -- | -- |
| | --- | --- | --- | --- |
| Net fixed charges | -- | 2 | -- | 2 |
| | --- | --- | --- | --- |
| Income (Loss) before Minority Interests | 3 | 6 | (3) | 6 |
| Minority Interests | -- | -- | 3 | 3 |
| | --- | --- | --- | --- |
| Income (Loss) before Income Taxes | 3 | 6 | (6) | 3 |
| Income Tax Expense (Benefit) | 1 | -- | -- | 1 |
| | --- | --- | --- | --- |
| Net Income (Loss) | \$ 2 | \$ 6 | \$(6) | \$ 2 |
| | === | === | === | === |

A-9

CMS INT'L OPERATING COMPANY
Consolidating Statement of Income
For the Year Ended December 31, 2004
(In Millions)

| | | | | | |
|--|-----------|------------|--------|-----------|-----|
| | CMS | CMS | | CMS | Ind |
| | Int'l | UK | Jorf | Morocco | Co |
| | Operating | Oper. Pvt. | Lasfar | Oper. Co. | Co |

Edgar Filing: CMS ENERGY CORP - Form U-3A-2/A

| | Co. (7) | Limited | Aktiebolag | SCA | Li |
|---|---------|---------|------------|-------|-------|
| | ----- | ----- | ----- | ----- | ----- |
| Operating Revenue | \$ 1 | \$-- | \$-- | \$ 5 | |
| | --- | --- | --- | --- | |
| Earnings from Equity Method Investees | -- | -- | -- | -- | |
| | --- | --- | --- | --- | |
| Operating Expenses | | | | | |
| Fuel for electric generation | -- | -- | -- | -- | |
| Purchased power-related parties | -- | -- | -- | -- | |
| Cost of gas sold | -- | -- | -- | -- | |
| Other operation expense | -- | -- | -- | -- | |
| Maintenance | -- | -- | -- | -- | |
| Depreciation and amortization | -- | -- | -- | -- | |
| General taxes | -- | -- | -- | -- | |
| Asset impairment charges | -- | -- | -- | -- | |
| | --- | --- | --- | --- | |
| Total operating expenses | -- | -- | -- | -- | |
| | --- | --- | --- | --- | |
| Operating Income (Loss) | 1 | -- | -- | 5 | |
| | --- | --- | --- | --- | |
| Other Income (Deductions) | | | | | |
| Dividends and interest from affiliates | -- | -- | -- | -- | |
| Interest and dividends | -- | -- | -- | -- | |
| Foreign currency gains (losses), net | (2) | -- | 2 | -- | |
| Other income | 15 | 10 | 4 | -- | |
| Other expense | (7) | -- | -- | -- | |
| | --- | --- | --- | --- | |
| Total other income (deductions) | 6 | 10 | 6 | -- | |
| | --- | --- | --- | --- | |
| Fixed Charges | | | | | |
| Interest on long-term debt | -- | -- | -- | -- | |
| Other interest | -- | -- | -- | -- | |
| Capitalized interest | -- | -- | -- | -- | |
| | --- | --- | --- | --- | |
| Net fixed charges | -- | -- | -- | -- | |
| | --- | --- | --- | --- | |
| Income (Loss) before Minority Interests | 7 | 10 | 6 | 5 | |
| Minority Interests | -- | -- | -- | -- | |
| | --- | --- | --- | --- | |
| Income (Loss) before Income Taxes | 7 | 10 | 6 | 5 | |
| Income Tax Expense (Benefit) | -- | -- | -- | 2 | |
| | --- | --- | --- | --- | |
| Net Income (Loss) | \$ 7 | \$10 | \$ 6 | \$ 3 | |
| | === | === | === | === | |

(7) Represents CMS International Operating Company and CMSG Jorf Lasfar III LDC consolidated.

A-10

CMSG INVESTMENT CO IV
 Consolidating Statement of Income
 For the Year Ended December 31, 2004
 (In Millions)

Edgar Filing: CMS ENERGY CORP - Form U-3A-2/A

| | MSG Investment Company IV (8) | MSG Luxembourg SARL Consol. | MSG Investment Co. II Consol. | Inter- company Elimina- tions | Inv C C |
|---|--|--------------------------------------|--|--|---------------|
| | ----- | ----- | ----- | ----- | ----- |
| Operating Revenue | \$-- | \$ -- | \$-- | \$ -- | |
| Earnings from Equity Method Investees | -- | 61 | 2 | -- | |
| Operating Expenses | | | | | |
| Fuel for electric generation | -- | -- | -- | -- | |
| Purchased power-related parties | -- | -- | -- | -- | |
| Cost of gas sold | -- | -- | -- | -- | |
| Other operation expense | -- | -- | -- | -- | |
| Maintenance | -- | -- | -- | -- | |
| Depreciation and amortization | -- | -- | -- | -- | |
| General taxes | -- | -- | -- | -- | |
| Asset impairment charges | -- | -- | -- | -- | |
| Total operating expenses | -- | -- | -- | -- | |
| Operating Income (Loss) | -- | 61 | 2 | -- | |
| Other Income (Deductions) | | | | | |
| Dividends and interest from affiliates | 11 | 1 | 2 | (13) | |
| Interest and dividends | -- | -- | -- | -- | |
| Foreign currency gains (losses), net | 49 | (50) | 2 | -- | |
| Other income | 6 | -- | -- | (4) | |
| Other expense | -- | -- | -- | -- | |
| Total other income (deductions) | 66 | (49) | 4 | (17) | |
| Fixed Charges | | | | | |
| Interest on long-term debt | -- | -- | -- | -- | |
| Other interest | 2 | 11 | 2 | (13) | |
| Capitalized interest | -- | -- | -- | -- | |
| Net fixed charges | 2 | 11 | 2 | (13) | |
| Income (Loss) before Minority Interests | 64 | 1 | 4 | (4) | |
| Minority Interests | -- | -- | -- | -- | |
| Income (Loss) before Income Taxes | 64 | 1 | 4 | (4) | |
| Income Tax Expense (Benefit) | -- | 1 | -- | -- | |
| Net Income (Loss) | \$64 | \$ -- | \$ 4 | \$ (4) | |
| | === | ===== | === | ===== | |

(8) Represents MSG Investment Company IV with MSG Luxembourg SARL and MSG Investment Company II included on the equity method of accounting.

A-11

MSG LUXEMBOURG SARL
Consolidating Statement of Income
For the Year Ended December 31, 2004
(In Millions)

Edgar Filing: CMS ENERGY CORP - Form U-3A-2/A

| | CMSG Luxembourg II SARL | CMSG Luxembourg SARL | CMSG Netherlands BV | Jorf Lasfar Energiak- tiebolag |
|---|-------------------------------|----------------------------|---------------------------|---|
| | ----- | ----- | ----- | ----- |
| Operating Revenue | \$ -- | \$-- | \$-- | \$ -- |
| | ---- | ---- | ---- | ---- |
| Earnings from Equity Method Investees | -- | -- | -- | 32 |
| | ---- | ---- | ---- | ---- |
| Operating Expenses | | | | |
| Fuel for electric generation | -- | -- | -- | -- |
| Purchased power-related parties | -- | -- | -- | -- |
| Cost of gas sold | -- | -- | -- | -- |
| Other operation expense | -- | -- | -- | -- |
| Maintenance | -- | -- | -- | -- |
| Depreciation and amortization | -- | -- | -- | -- |
| General taxes | -- | -- | -- | -- |
| Asset impairment charges | -- | -- | -- | -- |
| | ---- | ---- | ---- | ---- |
| Total operating expenses | -- | -- | -- | -- |
| | ---- | ---- | ---- | ---- |
| Operating Income (Loss) | -- | -- | -- | 32 |
| | ---- | ---- | ---- | ---- |
| Other Income (Deductions) | | | | |
| Dividends and interest from affiliates | -- | -- | 1 | -- |
| Interest and dividends | -- | -- | -- | -- |
| Foreign currency gains (losses), net | (22) | -- | 2 | (16) |
| Other income | 27 | 22 | 20 | -- |
| Other expense | -- | -- | -- | -- |
| | ---- | ---- | ---- | ---- |
| Total other income (deductions) | 5 | 22 | 23 | (16) |
| | ---- | ---- | ---- | ---- |
| Fixed Charges | | | | |
| Interest on long-term debt | -- | -- | -- | -- |
| Other interest | -- | -- | -- | 6 |
| Capitalized interest | -- | -- | -- | -- |
| | ---- | ---- | ---- | ---- |
| Net fixed charges | -- | -- | -- | 6 |
| | ---- | ---- | ---- | ---- |
| Income (Loss) before Minority Interests | 5 | 22 | 23 | 10 |
| Minority Interests | -- | -- | -- | -- |
| | ---- | ---- | ---- | ---- |
| Income (Loss) before Income Taxes | 5 | 22 | 23 | 10 |
| Income Tax Expense (Benefit) | -- | -- | 1 | -- |
| | ---- | ---- | ---- | ---- |
| Net Income (Loss) | \$ 5 | \$22 | \$22 | \$ 10 |
| | ===== | ===== | ===== | ===== |

A-12

CMSG INVESTMENT CO II
Consolidating Statement of Income
For the Year Ended December 31, 2004
(In Millions)

Edgar Filing: CMS ENERGY CORP - Form U-3A-2/A

| | CMMSG Investment Company II | CMMSG Jorf Lasfar I LDC | CMMSG Jorf Lasfar II LDC | Jorf Lasfar Handelsbolag | Inter- compan Elimina tions |
|---|--------------------------------------|----------------------------------|-----------------------------------|--------------------------------|--------------------------------------|
| | ----- | ----- | ----- | ----- | ----- |
| Operating Revenue | \$-- | \$-- | \$-- | \$-- | \$-- |
| Earnings from Equity Method Investees | -- | -- | -- | 2 | -- |
| Operating Expenses | | | | | |
| Fuel for electric generation | -- | -- | -- | -- | -- |
| Purchased power-related parties | -- | -- | -- | -- | -- |
| Cost of gas sold | -- | -- | -- | -- | -- |
| Other operation expense | -- | -- | -- | -- | -- |
| Maintenance | -- | -- | -- | -- | -- |
| Depreciation and amortization | -- | -- | -- | -- | -- |
| General taxes | -- | -- | -- | -- | -- |
| Asset impairment charges | -- | -- | -- | -- | -- |
| Total operating expenses | -- | -- | -- | -- | -- |
| Operating Income (Loss) | -- | -- | -- | 2 | -- |
| Other Income (Deductions) | | | | | |
| Dividends and interest from affiliates | 2 | -- | -- | -- | -- |
| Interest and dividends | -- | -- | -- | -- | -- |
| Foreign currency gains (losses), net | 2 | -- | -- | -- | -- |
| Other income | 1 | 1 | 1 | -- | (3) |
| Other expense | -- | -- | -- | -- | -- |
| Total other income (deductions) | 5 | 1 | 1 | -- | (3) |
| Fixed Charges | | | | | |
| Interest on long-term debt | -- | -- | -- | -- | -- |
| Other interest | 1 | -- | -- | 1 | -- |
| Capitalized interest | -- | -- | -- | -- | -- |
| Net fixed charges | 1 | -- | -- | 1 | -- |
| Income (Loss) before Minority Interests | 4 | 1 | 1 | 1 | (3) |
| Minority Interests | -- | -- | -- | -- | -- |
| Income (Loss) before Income Taxes | 4 | 1 | 1 | 1 | (3) |
| Income Tax Expense (Benefit) | -- | -- | -- | -- | -- |
| Net Income (Loss) | \$ 4 | \$ 1 | \$ 1 | \$ 1 | \$ (3) |
| | === | === | === | === | === |

A-13

CMMSG INVESTMENT CO VI
Consolidating Statement of Income
For the Year Ended December 31, 2004
(In Millions)

Edgar Filing: CMS ENERGY CORP - Form U-3A-2/A

| | MSG Investment Company VI (9) | CMS Takoradi Invest. Co. Consol. | Inter- company Elimina- tions | MSG Investment Co. VI Consol. |
|---|--|---|--|--|
| | ----- | ----- | ----- | ----- |
| Operating Revenue | \$-- | \$50 | \$ -- | \$50 |
| | --- | --- | --- | --- |
| Earnings from Equity Method Investees | -- | -- | -- | -- |
| | --- | --- | --- | --- |
| Operating Expenses | | | | |
| Fuel for electric generation | -- | 16 | -- | 16 |
| Purchased power-related parties | -- | -- | -- | -- |
| Cost of gas sold | -- | -- | -- | -- |
| Other operation expense | -- | 10 | -- | 10 |
| Maintenance | -- | 3 | -- | 3 |
| Depreciation and amortization | -- | -- | -- | -- |
| General taxes | -- | -- | -- | -- |
| Asset impairment charges | -- | -- | -- | -- |
| | --- | --- | --- | --- |
| Total operating expenses | -- | 29 | -- | 29 |
| | --- | --- | --- | --- |
| Operating Income (Loss) | -- | 21 | -- | 21 |
| | --- | --- | --- | --- |
| Other Income (Deductions) | | | | |
| Dividends and interest from affiliates | 1 | -- | -- | 1 |
| Interest and dividends | -- | -- | -- | -- |
| Foreign currency gains (losses), net | -- | -- | -- | -- |
| Other income | 16 | -- | (16) | -- |
| Other expense | -- | -- | -- | -- |
| | --- | --- | --- | --- |
| Total other income (deductions) | 17 | -- | (16) | 1 |
| | --- | --- | --- | --- |
| Fixed Charges | | | | |
| Interest on long-term debt | -- | -- | -- | -- |
| Other interest | -- | -- | -- | -- |
| Capitalized interest | -- | -- | -- | -- |
| | --- | --- | --- | --- |
| Net fixed charges | -- | -- | -- | -- |
| | --- | --- | --- | --- |
| Income (Loss) before Minority Interests | 17 | 21 | (16) | 22 |
| Minority Interests | -- | 2 | -- | 2 |
| | --- | --- | --- | --- |
| Income (Loss) before Income Taxes | 17 | 19 | (16) | 20 |
| Income Tax Expense (Benefit) | -- | 3 | -- | 3 |
| | --- | --- | --- | --- |
| Net Income (Loss) | \$17 | \$16 | \$ (16) | \$17 |
| | === | === | ===== | === |

(9) Represents MSG Investment Company VI with CMS Takoradi Investment Company included on the equity method of accounting.

Edgar Filing: CMS ENERGY CORP - Form U-3A-2/A

CMS TAKORADI INVESTMENT CO.
 Consolidating Statement of Income
 For the Year Ended December 31, 2004
 (In Millions)

| | CMS Takoradi Investment Company | CMS Takoradi Investment Company II | Takoradi International Company | Inter- company Elimina- tions |
|---|--|---|--------------------------------------|--|
| | ----- | ----- | ----- | ----- |
| Operating Revenue | \$-- | \$-- | \$50 | \$ -- |
| Earnings from Equity Method Investees | -- | -- | -- | -- |
| Operating Expenses | | | | |
| Fuel for electric generation | -- | -- | 16 | -- |
| Purchased power-related parties | -- | -- | -- | -- |
| Cost of gas sold | -- | -- | -- | -- |
| Other operation expense | -- | -- | 10 | -- |
| Maintenance | -- | -- | 3 | -- |
| Depreciation and amortization | -- | -- | -- | -- |
| General taxes | -- | -- | -- | -- |
| Asset impairment charges | -- | -- | -- | -- |
| Total operating expenses | -- | -- | 29 | -- |
| Operating Income (Loss) | -- | -- | 21 | -- |
| Other Income (Deductions) | | | | |
| Dividends and interest from affiliates | -- | -- | -- | -- |
| Interest and dividends | -- | -- | -- | -- |
| Foreign currency gains (losses), net | -- | -- | -- | -- |
| Other income | 16 | 16 | -- | (32) |
| Other expense | -- | -- | -- | -- |
| Total other income (deductions) | 16 | 16 | -- | (32) |
| Fixed Charges | | | | |
| Interest on long-term debt | -- | -- | -- | -- |
| Other interest | -- | -- | -- | -- |
| Capitalized interest | -- | -- | -- | -- |
| Net fixed charges | -- | -- | -- | -- |
| Income (Loss) before Minority Interests | 16 | 16 | 21 | (32) |
| Minority Interests | -- | -- | -- | 2 |
| Income (Loss) before Income Taxes | 16 | 16 | 21 | (34) |
| Income Tax Expense (Benefit) | -- | -- | 3 | -- |
| Net Income (Loss) | \$16 | \$16 | \$18 | \$ (34) |
| | === | === | === | === |

Edgar Filing: CMS ENERGY CORP - Form U-3A-2/A

CMSC INVESTMENT CO VII
 Consolidating Statement of Income
 For the Year Ended December 31, 2004
 (In Millions)

| | CMSC Investment Company VII | CMSC Taweelah Limited | Shuweihat Limited Partnership | Shuweihat O&M Limited Partnership |
|---|--------------------------------------|-----------------------------|-------------------------------------|--|
| Operating Revenue | \$-- | \$-- | \$-- | \$-- |
| Earnings from Equity Method Investees | -- | 14 | 3 | 4 |
| Operating Expenses | | | | |
| Fuel for electric generation | -- | -- | -- | -- |
| Purchased power-related parties | -- | -- | -- | -- |
| Cost of gas sold | -- | -- | -- | -- |
| Other operation expense | -- | -- | -- | -- |
| Maintenance | -- | -- | -- | -- |
| Depreciation and amortization | -- | -- | -- | -- |
| General taxes | -- | -- | -- | -- |
| Asset impairment charges | -- | -- | -- | -- |
| Total operating expenses | -- | -- | -- | -- |
| Operating Income (Loss) | -- | 14 | 3 | 4 |
| Other Income (Deductions) | | | | |
| Dividends and interest from affiliates | -- | -- | -- | -- |
| Interest and dividends | -- | -- | -- | -- |
| Foreign currency gains (losses), net | -- | -- | -- | -- |
| Other income | 21 | -- | -- | -- |
| Other expense | -- | -- | -- | -- |
| Total other income (deductions) | 21 | -- | -- | -- |
| Fixed Charges | | | | |
| Interest on long-term debt | -- | -- | -- | -- |
| Other interest | 2 | -- | -- | -- |
| Capitalized interest | -- | -- | -- | -- |
| Net fixed charges | 2 | -- | -- | -- |
| Income (Loss) before Minority Interests | 19 | 14 | 3 | 4 |
| Minority Interests | -- | -- | -- | -- |
| Income (Loss) before Income Taxes | 19 | 14 | 3 | 4 |
| Income Tax Expense (Benefit) | -- | -- | -- | -- |
| Net Income (Loss) | \$19 | \$14 | \$ 3 | \$ 4 |

Edgar Filing: CMS ENERGY CORP - Form U-3A-2/A

HYDRA-CO ENTERPRISES, INC.
 Consolidating Statement of Income
 For the Year Ended December 31, 2004
 (In Millions)

| | HYDRA-CO Enterprises, Inc. (10) | CMSG Operating Company II, Inc. | HCE Rockport Diesel, Inc. | CMSG Stratton Company | Int com Elim ti |
|---|---------------------------------------|--|------------------------------------|-----------------------------|--------------------------|
| Operating Revenue | \$-- | \$ 4 | \$-- | \$-- | \$ |
| Earnings from Equity Method Investees | 2 | -- | 2 | -- | |
| Operating Expenses | | | | | |
| Fuel for electric generation | -- | -- | -- | -- | |
| Purchased power-related parties | -- | -- | -- | -- | |
| Cost of gas sold | -- | -- | -- | -- | |
| Other operation expense | -- | 3 | -- | -- | |
| Maintenance | -- | -- | -- | -- | |
| Depreciation and amortization | -- | -- | -- | -- | |
| General taxes | -- | -- | -- | -- | |
| Asset impairment charges | -- | -- | -- | -- | |
| Total operating expenses | -- | 3 | -- | -- | |
| Operating Income (Loss) | 2 | 1 | 2 | -- | |
| Other Income (Deductions) | | | | | |
| Dividends and interest from affiliates | -- | -- | -- | -- | |
| Interest and dividends | -- | -- | -- | -- | |
| Gain (loss) on asset sales, net | 1 | -- | -- | -- | |
| Other income | 8 | -- | -- | -- | |
| Other expense | -- | -- | -- | -- | |
| Total other income (deductions) | 9 | -- | -- | -- | |
| Fixed Charges | | | | | |
| Interest on long-term debt | -- | -- | -- | -- | |
| Other interest | -- | -- | -- | -- | |
| Capitalized interest | -- | -- | -- | -- | |
| Net fixed charges | -- | -- | -- | -- | |
| Income (Loss) before Minority Interests | 11 | 1 | 2 | -- | |
| Minority Interests | -- | -- | -- | -- | |
| Income (Loss) before Income Taxes | 11 | 1 | 2 | -- | |
| Income Tax Expense (Benefit) | 4 | 1 | (2) | (4) | |
| Net Income (Loss) | \$ 7 | \$-- | \$ 4 | \$ 4 | \$ |

(10) Represents HYDRA-CO Enterprises, Inc., HCE-Biopower, Inc., HCO-Jamaica, Inc., HCE-Jamaica Development, Inc. and New Bern Energy Recovery, Inc. consolidated.

Edgar Filing: CMS ENERGY CORP - Form U-3A-2/A

A-17

CMS GAS TRANSMISSION COMPANY
 Consolidating Statement of Income
 For the Year Ended December 31, 2004
 (In Millions)

| | CMS Gas Transmission Company (11) | CMS Energy Invest. LLC Consol. | CMS Gas Argentina Company | Inter- company Elimina- tions | Tra |
|--|--|---|---------------------------------|--|-------|
| | ----- | ----- | ----- | ----- | ----- |
| Operating Revenue | \$ -- | \$ 23 | \$ 1 | \$ -- | |
| | ---- | ----- | ---- | ---- | |
| Earnings from Equity Method Investees | -- | -- | -- | -- | |
| | ---- | ----- | ---- | ---- | |
| Operating Expenses | | | | | |
| Other operation expense | 8 | 5 | -- | -- | |
| Maintenance | -- | 1 | -- | -- | |
| Depreciation and amortization | -- | 6 | -- | -- | |
| General taxes | -- | 1 | 1 | -- | |
| Asset impairment charges | -- | 136 | -- | -- | |
| | ---- | ----- | ---- | ---- | |
| Total operating expenses | 8 | 149 | 1 | -- | |
| | ---- | ----- | ---- | ---- | |
| Operating Income (Loss) | (8) | (126) | -- | -- | |
| | ---- | ----- | ---- | ---- | |
| Other Income (Deductions) | | | | | |
| Dividends and interest from affiliates | 2 | -- | -- | -- | |
| Interest and dividends | 1 | -- | -- | -- | |
| Gain (loss) on asset sales | 1 | -- | -- | -- | |
| Other income | (88) | -- | -- | 110 | |
| Other expense | -- | -- | -- | -- | |
| | ---- | ----- | ---- | ---- | |
| Total other income (deductions) | (84) | -- | -- | 110 | |
| | ---- | ----- | ---- | ---- | |
| Fixed Charges | | | | | |
| Interest on long-term debt | -- | -- | -- | -- | |
| Other interest | 1 | -- | -- | -- | |
| Preferred dividends | -- | 3 | -- | -- | |
| | ---- | ----- | ---- | ---- | |
| Net fixed charges | 1 | 3 | -- | -- | |
| | ---- | ----- | ---- | ---- | |
| Income (Loss) before Minority Interests | (93) | (129) | -- | 110 | |
| Minority Interests | -- | (19) | -- | -- | |
| | ---- | ----- | ---- | ---- | |
| Income (Loss) before Income Taxes | (93) | (110) | -- | 110 | |
| Income Tax Expense (Benefit) | (34) | -- | -- | -- | |
| | ---- | ----- | ---- | ---- | |
| Income (Loss) from Continuing Operations | (59) | (110) | -- | 110 | |
| Discontinued Operations | (3) | -- | -- | -- | |
| Cumulative Effect of Accounting Change | -- | -- | -- | -- | |
| | ---- | ----- | ---- | ---- | |
| Net Income (Loss) | \$ (62) | \$ (110) | \$-- | \$110 | |
| | ===== | ===== | ===== | ===== | |

Edgar Filing: CMS ENERGY CORP - Form U-3A-2/A

(11) Represents CMS Gas Transmission Company and CMS Saginaw Bay Lateral Company consolidated with CMS Energy Investment LLC included on the equity method of accounting.

A-18

CMS ENERGY INVESTMENT LLC
 Consolidating Statement of Income
 For the Year Ended December 31, 2004
 (In Millions)

| | CMS Energy Investment LLC (12) | Loy Yang Holdings No. 1-4 LLC | CMSE Investment Co. I Consol. | CMS Antrim Gas LLC | CMS Bay An Pipeli LLC |
|---|---|--|--|-----------------------------|--------------------------------|
| Operating Revenue | \$ -- | \$ -- | \$ -- | \$12 | \$ 4 |
| Earnings from Equity Method Investees | -- | -- | -- | -- | -- |
| Operating Expenses | | | | | |
| Other operation expense | 1 | -- | -- | 3 | 1 |
| Maintenance | -- | -- | -- | -- | -- |
| Depreciation and amortization | -- | -- | -- | 3 | 1 |
| General taxes | -- | -- | -- | 1 | -- |
| Asset impairment charges | 1 | -- | 135 | -- | -- |
| Total operating expenses | 2 | -- | 135 | 7 | 2 |
| Operating Income (Loss) | (2) | -- | (135) | 5 | 2 |
| Other Income (Deductions) | | | | | |
| Dividends and interest from affiliates | -- | -- | -- | -- | -- |
| Interest and dividends | -- | -- | -- | -- | -- |
| Gain (loss) on asset sales | -- | -- | -- | -- | -- |
| Other income | (105) | (135) | -- | -- | -- |
| Other expense | -- | -- | -- | -- | -- |
| Total other income (deductions) | (105) | (135) | -- | -- | -- |
| Fixed Charges | | | | | |
| Interest on long-term debt | -- | -- | -- | -- | -- |
| Other interest | -- | -- | -- | -- | -- |
| Preferred dividends | 3 | -- | -- | -- | -- |
| Net fixed charges | 3 | -- | -- | -- | -- |
| Income (Loss) before Minority Interests | (110) | (135) | (135) | 5 | 2 |
| Minority Interests | -- | -- | -- | -- | -- |
| Income (Loss) before Income Taxes | (110) | (135) | (135) | 5 | 2 |
| Income Tax Expense (Benefit) | -- | -- | -- | -- | -- |

Edgar Filing: CMS ENERGY CORP - Form U-3A-2/A

| | | | | | |
|--|----------|----------|----------|-------|-------|
| Income (Loss) from Continuing Operations | (110) | (135) | (135) | 5 | 2 |
| Discontinued Operations | -- | -- | -- | -- | -- |
| Cumulative Effect of Accounting Change | -- | -- | -- | -- | -- |
| | ----- | ----- | ----- | ----- | ----- |
| Net Income (Loss) | \$ (110) | \$ (135) | \$ (135) | \$ 5 | \$ 2 |
| | ===== | ===== | ===== | ===== | ===== |

(Continued on Following Page)

A-19

CMS ENERGY INVESTMENT LLC
Consolidating Statement of Income
For the Year Ended December 31, 2004
(In Millions)
(Continued from Previous Page)

| | CMS Jackson LLC | CMS Litchfield LLC | Inter- company Elimina- tions | CMS Energy Invest LLC Consol. |
|--|-----------------------|--------------------------|--|--|
| | ----- | ----- | ----- | ----- |
| Operating Revenue | \$ 2 | \$ 1 | \$ -- | \$ 23 |
| | --- | --- | --- | --- |
| Earnings from Equity Method Investees | -- | -- | -- | -- |
| | --- | --- | --- | --- |
| Operating Expenses | | | | |
| Other operation expense | -- | -- | -- | 5 |
| Maintenance | -- | -- | -- | 1 |
| Depreciation and amortization | 1 | -- | -- | 6 |
| General taxes | -- | -- | -- | 1 |
| Asset impairment charges | -- | -- | -- | 136 |
| | --- | --- | --- | --- |
| Total operating expenses | 1 | -- | -- | 149 |
| | --- | --- | --- | --- |
| Operating Income (Loss) | 1 | 1 | -- | (126) |
| | --- | --- | --- | --- |
| Other Income (Deductions) | | | | |
| Dividends and interest from affiliates | -- | -- | -- | -- |
| Interest and dividends | -- | -- | -- | -- |
| Gain (loss) on asset sales | -- | -- | -- | -- |
| Other income | -- | -- | 240 | -- |
| Other expense | -- | -- | -- | -- |
| | --- | --- | --- | --- |
| Total other income (deductions) | -- | -- | 240 | -- |
| | --- | --- | --- | --- |
| Fixed Charges | | | | |
| Interest on long-term debt | -- | -- | -- | -- |
| Other interest | -- | -- | -- | -- |
| Preferred dividends | -- | -- | -- | 3 |
| | --- | --- | --- | --- |
| Net fixed charges | -- | -- | -- | 3 |
| | --- | --- | --- | --- |

Edgar Filing: CMS ENERGY CORP - Form U-3A-2/A

| | | | | |
|--|------|------|-------|----------|
| Income (Loss) before Minority Interests | 1 | 1 | 240 | (129) |
| Minority Interests | -- | -- | (19) | (19) |
| | ---- | ---- | ---- | ---- |
| Income (Loss) before Income Taxes | 1 | 1 | 259 | (110) |
| Income Tax Expense (Benefit) | -- | -- | -- | -- |
| | ---- | ---- | ---- | ---- |
| Income (Loss) from Continuing Operations | 1 | 1 | 259 | (110) |
| Discontinued Operations | -- | -- | -- | -- |
| Cumulative Effect of Accounting Change | -- | -- | -- | -- |
| | ---- | ---- | ---- | ---- |
| Net Income (Loss) | \$ 1 | \$ 1 | \$259 | \$ (110) |
| | ==== | ==== | ==== | ==== |

(12) Represents CMS Energy Investment LLC with CMSG Investment Company I included on the equity method of accounting.

A-20

CMSG INVESTMENT COMPANY I
 Consolidating Statement of Income
 For the Year Ended December 31, 2004
 (In Millions)

| | CMSG Investment Company I | CMSG Loy Yang Holdings 1 Ltd. | CMSG Loy Yang Holdings 2 Ltd. | Inter- company Elimina- tions | CMSG Investm Co. Conso |
|--|------------------------------------|--|--|--|---------------------------------|
| | ----- | ----- | ----- | ----- | ----- |
| Operating Revenue | \$ -- | \$ -- | \$ -- | \$ -- | \$ -- |
| | ----- | ----- | ----- | ----- | ----- |
| Earnings from Equity Method Investees | -- | -- | -- | -- | -- |
| | ----- | ----- | ----- | ----- | ----- |
| Operating Expenses | | | | | |
| Other operation expense | -- | -- | -- | -- | -- |
| Maintenance | -- | -- | -- | -- | -- |
| Depreciation and amortization | -- | -- | -- | -- | -- |
| General taxes | -- | -- | -- | -- | -- |
| Asset impairment charges | -- | 67 | 68 | -- | 135 |
| | ----- | ----- | ----- | ----- | ----- |
| Total operating expenses | -- | 67 | 68 | -- | 135 |
| | ----- | ----- | ----- | ----- | ----- |
| Operating Income (Loss) | -- | (67) | (68) | -- | (135) |
| | ----- | ----- | ----- | ----- | ----- |
| Other Income (Deductions) | | | | | |
| Dividends and interest from affiliates | -- | -- | -- | -- | -- |
| Interest and dividends | -- | -- | -- | -- | -- |
| Gain (loss) on asset sales | (16) | -- | 16 | -- | -- |
| Other income | (119) | -- | -- | 119 | -- |
| Other expense | -- | -- | -- | -- | -- |
| | ----- | ----- | ----- | ----- | ----- |
| Total other income (deductions) | (135) | -- | 16 | 119 | -- |
| | ----- | ----- | ----- | ----- | ----- |
| Fixed Charges | | | | | |
| Interest on long-term debt | -- | -- | -- | -- | -- |
| Other interest | -- | -- | -- | -- | -- |

Edgar Filing: CMS ENERGY CORP - Form U-3A-2/A

| | | | | | |
|---|----------|---------|---------|--------|----------|
| Preferred dividends | -- | -- | -- | -- | -- |
| | ----- | ----- | ----- | ----- | ----- |
| Net fixed charges | -- | -- | -- | -- | -- |
| | ----- | ----- | ----- | ----- | ----- |
| Income (Loss) before Minority Interests | (135) | (67) | (52) | 119 | (135) |
| Minority Interests | -- | -- | -- | -- | -- |
| | ----- | ----- | ----- | ----- | ----- |
| Income (Loss) before Income Taxes | (135) | (67) | (52) | 119 | (135) |
| Income Tax Expense (Benefit) | -- | -- | -- | -- | -- |
| | ----- | ----- | ----- | ----- | ----- |
| Net Income (Loss) | \$ (135) | \$ (67) | \$ (52) | \$ 119 | \$ (135) |
| | ===== | ===== | ===== | ===== | ===== |

A-21

CMS INT'L VENTURES LLC
Consolidating Statement of Income
For the Year Ended December 31, 2004
(In Millions)

| | CMS Int'l Ventures LLC (13) | CMS Operating SRL Consol. | CMSG Invest. Co. III Consol. | CMS Electric & Gas LLC Consol. |
|--|-----------------------------------|------------------------------------|---------------------------------------|---|
| | ----- | ----- | ----- | ----- |
| Operating Revenue | \$ -- | \$83 | \$ -- | \$152 |
| | ----- | ----- | ----- | ----- |
| Earnings from Equity Method Investees | -- | 1 | 7 | -- |
| | ----- | ----- | ----- | ----- |
| Operating Expenses | | | | |
| Fuel for electric generation | -- | 28 | -- | -- |
| Purchased and interchange power | -- | 16 | -- | 47 |
| Cost of gas sold | -- | 1 | -- | -- |
| Other operation expense | 2 | 7 | -- | 43 |
| Maintenance | -- | 9 | -- | 5 |
| Depreciation and amortization | -- | 7 | -- | 6 |
| General taxes | -- | -- | -- | 34 |
| Asset impairment charges | -- | -- | 29 | -- |
| | ----- | ----- | ----- | ----- |
| Total operating expenses | 2 | 68 | 29 | 135 |
| | ----- | ----- | ----- | ----- |
| Operating Income (Loss) | (2) | 16 | (22) | 17 |
| Other Income (Deductions) | | | | |
| Dividends and interest from affiliates | 1 | -- | -- | -- |
| Interest and dividends | -- | 1 | -- | 5 |
| Gain (loss) on asset sales | 120 | -- | -- | -- |
| Foreign currency gains (losses), net | -- | -- | -- | (3) |
| Other income | (64) | 1 | -- | 1 |
| Other expense | -- | -- | -- | -- |
| | ----- | ----- | ----- | ----- |
| Total other income (deductions) | 57 | 2 | -- | 3 |
| | ----- | ----- | ----- | ----- |
| Fixed Charges | | | | |
| Interest on long-term debt | -- | 2 | -- | -- |
| Other interest | -- | -- | -- | 4 |

Edgar Filing: CMS ENERGY CORP - Form U-3A-2/A

| | | | | |
|--|-------|-------|---------|-------|
| Capitalized interest | -- | -- | -- | -- |
| | ---- | ---- | ---- | ---- |
| Net fixed charges | -- | 2 | -- | 4 |
| | ---- | ---- | ---- | ---- |
| Income (Loss) before Minority Interests | 55 | 16 | (22) | 16 |
| Minority Interests | -- | 1 | -- | 2 |
| | ---- | ---- | ---- | ---- |
| Income (Loss) before Income Taxes | 55 | 15 | (22) | 14 |
| Income Tax Expense (Benefit) | -- | 1 | -- | 5 |
| | ---- | ---- | ---- | ---- |
| Income (Loss) from Continuing Operations | 55 | 14 | (22) | 9 |
| Discontinued Operations | 8 | -- | -- | -- |
| Cumulative Effect of Accounting Change | -- | -- | -- | -- |
| | ---- | ---- | ---- | ---- |
| Net Income (Loss) | \$ 63 | \$14 | \$ (22) | \$ 9 |
| | ===== | ===== | ===== | ===== |

(Continued on Following Page)

A-22

CMS INT'L VENTURES LLC
 Consolidating Statement of Income
 For the Year Ended December 31, 2004
 (In Millions)
 (Continued from Previous Page)

| | CMS Int'l Ventures LLC Branch | CMS Luxembourg SARL | Valandrid BV | CMS Internation Finan. Svc Company |
|--|--|---------------------------|-----------------|---|
| | ----- | ----- | ----- | ----- |
| Operating Revenue | \$-- | \$-- | \$-- | \$-- |
| | --- | --- | --- | --- |
| Earnings from Equity Method Investees | -- | -- | -- | -- |
| | --- | --- | --- | --- |
| Operating Expenses | | | | |
| Fuel for electric generation | -- | -- | -- | -- |
| Purchased and interchange power | -- | -- | -- | -- |
| Cost of gas sold | -- | -- | -- | -- |
| Other operation expense | 1 | -- | -- | -- |
| Maintenance | -- | -- | -- | -- |
| Depreciation and amortization | 1 | -- | -- | -- |
| General taxes | 1 | -- | -- | -- |
| Asset impairment charges | -- | -- | -- | -- |
| | --- | --- | --- | --- |
| Total operating expenses | 3 | -- | -- | -- |
| | --- | --- | --- | --- |
| Operating Income (Loss) | (3) | -- | -- | -- |
| Other Income (Deductions) | | | | |
| Dividends and interest from affiliates | -- | -- | -- | -- |
| Interest and dividends | -- | -- | -- | -- |
| Gain (loss) on asset sales | -- | -- | -- | -- |
| Foreign currency gains (losses), net | -- | -- | (1) | 1 |
| Other income | -- | (1) | -- | -- |

Edgar Filing: CMS ENERGY CORP - Form U-3A-2/A

| | | | | |
|--|--------|--------|--------|------|
| Other expense | -- | -- | -- | -- |
| | --- | --- | --- | --- |
| Total other income (deductions) | -- | (1) | (1) | 1 |
| | --- | --- | --- | --- |
| Fixed Charges | | | | |
| Interest on long-term debt | -- | -- | -- | -- |
| Other interest | -- | -- | -- | -- |
| Capitalized interest | -- | -- | -- | -- |
| | --- | --- | --- | --- |
| Net fixed charges | -- | -- | -- | -- |
| | --- | --- | --- | --- |
| Income (Loss) before Minority Interests | (3) | (1) | (1) | 1 |
| Minority Interests | -- | -- | -- | -- |
| | --- | --- | --- | --- |
| Income (Loss) before Income Taxes | (3) | (1) | (1) | 1 |
| Income Tax Expense (Benefit) | -- | -- | -- | -- |
| | --- | --- | --- | --- |
| Income (Loss) from Continuing Operations | (3) | (1) | (1) | 1 |
| Discontinued Operations | -- | -- | -- | -- |
| Cumulative Effect of Accounting Change | -- | -- | -- | -- |
| | --- | --- | --- | --- |
| Net Income (Loss) | \$ (3) | \$ (1) | \$ (1) | \$ 1 |
| | === | === | === | === |

(13) Represents CMS International Ventures LLC and CMS Generation SRL consolidated with CMS Operating SRL, CMSG Investment Company III, CMS Electric & Gas LLC, CMS Gas Transmission del Sur Company and Western Australia GT Company I included on the equity method of accounting.

A-23

CMS OPERATING SRL
Consolidating Statement of Income
For the Year Ended December 31, 2004
(In Millions)

| | CMS Operating SRL (14) | Centrales Termicas Mendoza SA | CMS Ensenada SA | Inter- Company Elimina- tions | CM Opera SRL Co |
|---------------------------------------|------------------------------|-------------------------------------|-----------------------|--|-----------------------|
| | ----- | ----- | ----- | ----- | ----- |
| Operating Revenue | \$ (2) | \$58 | \$28 | \$ (1) | \$8 |
| | --- | --- | --- | --- | --- |
| Earnings from Equity Method Investees | 1 | -- | -- | -- | -- |
| | --- | --- | --- | --- | --- |
| Operating Expenses | | | | | |
| Fuel for electric generation | -- | 19 | 10 | (1) | 2 |
| Purchased and interchange power | -- | 10 | 6 | -- | 1 |
| Cost of gas sold | -- | 1 | -- | -- | -- |
| Other operation expense | (1) | 4 | 4 | -- | -- |
| Maintenance | -- | 7 | 2 | -- | -- |
| Depreciation and amortization | 1 | 4 | 2 | -- | -- |
| General taxes | -- | -- | -- | -- | -- |
| Asset impairment charges | -- | -- | -- | -- | -- |
| | --- | --- | --- | --- | --- |

Edgar Filing: CMS ENERGY CORP - Form U-3A-2/A

| | | | | | |
|--|------|------|------|---------|-----|
| Total operating expenses | -- | 45 | 24 | (1) | 6 |
| | --- | --- | --- | ---- | --- |
| Operating Income (Loss) | (1) | 13 | 4 | -- | 1 |
| | --- | --- | --- | ---- | --- |
| Other Income (Deductions) | | | | | |
| Dividends and interest from affiliates | -- | -- | -- | -- | -- |
| Interest and dividends | -- | 1 | -- | -- | -- |
| Foreign currency gains (losses), net | -- | -- | -- | -- | -- |
| Other income | 13 | -- | -- | (12) | -- |
| Other expense | -- | -- | -- | -- | -- |
| | --- | --- | --- | ---- | --- |
| Total other income (deductions) | 13 | 1 | -- | (12) | -- |
| | --- | --- | --- | ---- | --- |
| Fixed Charges | | | | | |
| Interest on long-term debt | -- | -- | 2 | -- | -- |
| Other interest | -- | -- | -- | -- | -- |
| Capitalized interest | -- | -- | -- | -- | -- |
| | --- | --- | --- | ---- | --- |
| Net fixed charges | -- | -- | 2 | -- | -- |
| | --- | --- | --- | ---- | --- |
| Income (Loss) before Minority Interests | 12 | 14 | 2 | (12) | 1 |
| Minority Interests | -- | 1 | -- | -- | -- |
| | --- | --- | --- | ---- | --- |
| Income (Loss) before Income Taxes | 12 | 13 | 2 | (12) | 1 |
| Income Tax Expense (Benefit) | (2) | 5 | (2) | -- | -- |
| | --- | --- | --- | ---- | --- |
| Income (Loss) from Continuing Operations | 14 | 8 | 4 | (12) | 1 |
| Discontinued Operations | -- | -- | -- | -- | -- |
| Cumulative Effect of Accounting Change | -- | -- | -- | -- | -- |
| | --- | --- | --- | ---- | --- |
| Net Income (Loss) | \$14 | \$ 8 | \$ 4 | \$ (12) | \$1 |
| | === | === | === | ===== | == |

(14) Represents CMS Operating SRL and Cuyana SA de Inversiones consolidated.

A-24

CMMSG INVESTMENT COMPANY III
 Consolidating Statement of Income
 For the Year Ended December 31, 2004
 (In Millions)

| | CMMSG Investment Company III (15) | Jegurupadu CMMSG Company Limited | CMMSG Neyveli Limited | Inter- Company Elimina- tions | CMMSG Invest Co. Cons |
|---------------------------------------|--|---|-----------------------------|--|--------------------------------|
| | ----- | ----- | ----- | ----- | ----- |
| Operating Revenue | \$ -- | \$ -- | \$-- | \$-- | \$ -- |
| | ---- | ---- | ---- | ---- | ---- |
| Earnings from Equity Method Investees | -- | 3 | 4 | -- | -- |
| | ---- | ---- | ---- | ---- | ---- |
| Operating Expenses | | | | | |
| Fuel for electric generation | -- | -- | -- | -- | -- |
| Purchased and interchange power | -- | -- | -- | -- | -- |
| Other operation expense | -- | -- | -- | -- | -- |

Edgar Filing: CMS ENERGY CORP - Form U-3A-2/A

| | | | | | |
|--|---------|---------|-------|-------|---------|
| Maintenance | -- | -- | -- | -- | -- |
| Depreciation and amortization | -- | -- | -- | -- | -- |
| General taxes | -- | -- | -- | -- | -- |
| Asset impairment charges | -- | 29 | -- | -- | 29 |
| | ---- | ---- | ---- | ---- | ---- |
| Total operating expenses | -- | 29 | -- | -- | 29 |
| | ---- | ---- | ---- | ---- | ---- |
| Operating Income (Loss) | -- | (26) | 4 | -- | (22) |
| | ---- | ---- | ---- | ---- | ---- |
| Other Income (Deductions) | | | | | |
| Dividends and interest from affiliates | -- | -- | -- | -- | -- |
| Interest and dividends | -- | -- | -- | -- | -- |
| Foreign currency gains (losses), net | -- | -- | -- | -- | -- |
| Other income | (22) | -- | -- | 22 | -- |
| Other expense | -- | -- | -- | -- | -- |
| | ---- | ---- | ---- | ---- | ---- |
| Total other income (deductions) | (22) | -- | -- | 22 | -- |
| | ---- | ---- | ---- | ---- | ---- |
| Fixed Charges | | | | | |
| Interest on long-term debt | -- | -- | -- | -- | -- |
| Other interest | -- | -- | -- | -- | -- |
| Capitalized interest | -- | -- | -- | -- | -- |
| | ---- | ---- | ---- | ---- | ---- |
| Net fixed charges | -- | -- | -- | -- | -- |
| | ---- | ---- | ---- | ---- | ---- |
| Income (Loss) before Minority Interests | (22) | (26) | 4 | 22 | (22) |
| Minority Interests | -- | -- | -- | -- | -- |
| | ---- | ---- | ---- | ---- | ---- |
| Income (Loss) before Income Taxes | (22) | (26) | 4 | 22 | (22) |
| Income Tax Expense (Benefit) | -- | -- | -- | -- | -- |
| | ---- | ---- | ---- | ---- | ---- |
| Income (Loss) from Continuing Operations | (22) | (26) | 4 | 22 | (22) |
| Discontinued Operations | -- | -- | -- | -- | -- |
| Cumulative Effect of Accounting Change | -- | -- | -- | -- | -- |
| | ---- | ---- | ---- | ---- | ---- |
| Net Income (Loss) | \$ (22) | \$ (26) | \$ 4 | \$ 22 | \$ (22) |
| | ===== | ===== | ===== | ===== | ===== |

(15) Represents CMSG Investment Company III, CMSG Jegurupadu I LDC, CMSG Jegurupadu II LDC, CMSG Jegurupadu O&M Co. Mauritius and CMS Energy Mauritius Limited consolidated.

A-25

CMS ELECTRIC & GAS LLC
 Consolidating Statement of Income
 For the Year Ended December 31, 2004
 (In Millions)

| | CMS Electric & Gas LLC (16) | Sistema Electrico del Estado Nueva Esparta CA | CMS Distribuidora Ltda. | Companhia Paulista de Energia Eletrica |
|-------------------|--------------------------------------|--|-------------------------------|---|
| | ----- | ----- | ----- | ----- |
| Operating Revenue | \$ 1 | \$49 | \$-- | \$102 |

Edgar Filing: CMS ENERGY CORP - Form U-3A-2/A

| | | | | |
|--|------|------|--------|-------|
| Earnings from Equity Method Investees | --- | --- | --- | ---- |
| | -- | -- | -- | -- |
| | --- | --- | --- | ---- |
| Operating Expenses | | | | |
| Fuel for electric generation | -- | -- | -- | -- |
| Purchased and interchange power | -- | 15 | -- | 32 |
| Other operation expense | 2 | 21 | -- | 20 |
| Maintenance | -- | 4 | -- | 1 |
| Depreciation and amortization | -- | 4 | -- | 2 |
| General taxes | -- | 3 | -- | 31 |
| Asset impairment charges | -- | -- | -- | -- |
| | --- | --- | --- | ---- |
| Total operating expenses | 2 | 47 | -- | 86 |
| | --- | --- | --- | ---- |
| Operating Income (Loss) | (1) | 2 | -- | 16 |
| | --- | --- | --- | ---- |
| Other Income (Deductions) | | | | |
| Dividends and interest from affiliates | -- | -- | -- | -- |
| Interest and dividends | -- | 1 | -- | 4 |
| Foreign currency gains (losses), net | -- | (3) | -- | -- |
| Other income | 10 | -- | -- | 1 |
| Other expense | -- | -- | -- | -- |
| | --- | --- | --- | ---- |
| Total other income (deductions) | 10 | (2) | -- | 5 |
| | --- | --- | --- | ---- |
| Fixed Charges | | | | |
| Interest on long-term debt | -- | -- | -- | -- |
| Other interest | -- | -- | -- | 4 |
| Capitalized interest | -- | -- | -- | -- |
| | --- | --- | --- | ---- |
| Net fixed charges | -- | -- | -- | 4 |
| | --- | --- | --- | ---- |
| Income (Loss) before Minority Interests | 9 | -- | -- | 17 |
| Minority Interests | -- | -- | 2 | -- |
| | --- | --- | --- | ---- |
| Income (Loss) before Income Taxes | 9 | -- | (2) | 17 |
| Income Tax Expense (Benefit) | -- | -- | -- | 5 |
| | --- | --- | --- | ---- |
| Income (Loss) from Continuing Operations | 9 | -- | (2) | 12 |
| Discontinued Operations | -- | -- | -- | -- |
| Cumulative Effect of Accounting Change | -- | -- | -- | -- |
| | --- | --- | --- | ---- |
| Net Income (Loss) | \$ 9 | \$-- | \$ (2) | \$ 12 |
| | === | === | === | ===== |

(16) Represents CMS Electric & Gas LLC, CMS Venezuela SA, ENELMAR SA, CMS Participacoes Ltda. and CMS Comercializadora de Energia Ltda. consolidated.

A-26

CMS GT DEL SUR COMPANY
 Consolidating Statement of Income
 For the Year Ended December 31, 2004
 (In Millions)

Compania Inter- CMS

Edgar Filing: CMS ENERGY CORP - Form U-3A-2/A

| | CMS GT del Sur Company | de Inversiones CMS Energy Chile Ltda. | Company Elimina- tions | GT del Sur Company Consol. |
|--|------------------------------|---|------------------------------|----------------------------------|
| | ----- | ----- | ----- | ----- |
| Operating Revenue | \$-- | \$-- | \$-- | \$-- |
| | --- | --- | --- | --- |
| Earnings from Equity Method Investees | 2 | 4 | -- | 6 |
| | --- | --- | --- | --- |
| Operating Expenses | | | | |
| Fuel for electric generation | -- | -- | -- | -- |
| Purchased and interchange power | -- | -- | -- | -- |
| Other operation expense | -- | -- | -- | -- |
| Maintenance | -- | -- | -- | -- |
| Depreciation and amortization | (2) | 2 | -- | -- |
| General taxes | -- | -- | -- | -- |
| Asset impairment charges | -- | -- | -- | -- |
| | --- | --- | --- | --- |
| Total operating expenses | (2) | 2 | -- | -- |
| | --- | --- | --- | --- |
| Operating Income (Loss) | 4 | 2 | -- | 6 |
| | --- | --- | --- | --- |
| Other Income (Deductions) | | | | |
| Dividends and interest from affiliates | -- | -- | -- | -- |
| Interest and dividends | -- | -- | -- | -- |
| Other income | -- | -- | -- | -- |
| Other expense | -- | -- | -- | -- |
| | --- | --- | --- | --- |
| Total other income (deductions) | -- | -- | -- | -- |
| | --- | --- | --- | --- |
| Fixed Charges | | | | |
| Interest on long-term debt | -- | -- | -- | -- |
| Other interest | -- | -- | -- | -- |
| Capitalized interest | -- | -- | -- | -- |
| | --- | --- | --- | --- |
| Net fixed charges | -- | -- | -- | -- |
| | --- | --- | --- | --- |
| Income (Loss) before Minority Interests | 4 | 2 | -- | 6 |
| Minority Interests | -- | -- | -- | -- |
| | --- | --- | --- | --- |
| Income (Loss) before Income Taxes | 4 | 2 | -- | 6 |
| Income Tax Expense (Benefit) | (1) | 2 | -- | 1 |
| | --- | --- | --- | --- |
| Income (Loss) from Continuing Operations | 5 | -- | -- | 5 |
| Discontinued Operations | -- | -- | -- | -- |
| Cumulative Effect of Accounting Change | -- | -- | -- | -- |
| | --- | --- | --- | --- |
| Net Income (Loss) | \$ 5 | \$-- | \$-- | \$ 5 |
| | === | === | === | === |

Edgar Filing: CMS ENERGY CORP - Form U-3A-2/A

WESTERN AUSTRALIA GT CO I
 Consolidating Statement of Income
 For the Year Ended December 31, 2004
 (In Millions)

| | Western Australia GT Co. I (17) | CMS Luxembourg SARL | Valandrid BV | CMS Goldfields GT Australia PTY LTD |
|---|--|---------------------------|-----------------|--|
| Operating Revenue | \$ 2 | \$-- | \$-- | \$-- |
| Earnings from Equity Method Investees | -- | -- | -- | 8 |
| Operating Expenses | | | | |
| Fuel for electric generation | -- | -- | -- | -- |
| Purchased and interchange power | -- | -- | -- | -- |
| Other operation expense | -- | -- | -- | -- |
| Maintenance | -- | -- | -- | -- |
| Depreciation and amortization | -- | -- | -- | -- |
| General taxes | -- | -- | -- | -- |
| Asset impairment charges | -- | -- | -- | -- |
| Total operating expenses | -- | -- | -- | -- |
| Operating Income (Loss) | 2 | -- | -- | 8 |
| Other Income (Deductions) | | | | |
| Dividends and interest from affiliates | (3) | -- | -- | -- |
| Interest and dividends | -- | -- | -- | -- |
| Gain (loss) on asset sales | (122) | -- | 46 | -- |
| Foreign currency gains (losses), net | -- | -- | 3 | (1) |
| Other income | 56 | 55 | 7 | -- |
| Other expense | -- | -- | -- | -- |
| Total other income (deductions) | (69) | 55 | 56 | (1) |
| Fixed Charges | | | | |
| Interest on long-term debt | -- | -- | -- | -- |
| Other interest | -- | (2) | 1 | -- |
| Capitalized interest | -- | -- | -- | -- |
| Net fixed charges | -- | (2) | 1 | -- |
| Income (Loss) before Minority Interests | (67) | 57 | 55 | 7 |
| Minority Interests | -- | -- | -- | -- |
| Income (Loss) before Income Taxes | (67) | 57 | 55 | 7 |
| Income Tax Expense (Benefit) | -- | -- | -- | -- |

Edgar Filing: CMS ENERGY CORP - Form U-3A-2/A

| | | | | |
|--|---------------------------|--------------------|--------------------|--------------------|
| Income (Loss) from Continuing Operations | ----- (67) | --- 57 | --- 55 | --- 7 |
| Discontinued Operations | -- | -- | -- | -- |
| Cumulative Effect of Accounting Change | -- | -- | -- | -- |
| Net Income (Loss) | ----- \$ (67) ===== | --- \$57 === | --- \$55 === | --- \$ 7 === |

(Continued on Following Page)

A-28

WESTERN AUSTRALIA GT CO I
Consolidating Statement of Income
For the Year Ended December 31, 2004
(In Millions)
(Continued from Previous Page)

| | Inter- company Elimina- tions | Western Australia GT Co. I Consol. |
|--|--|---|
| | ----- | ----- |
| Operating Revenue | \$ -- | \$ 2 |
| Earnings from Equity Method Investees | -- | 10 |
| Operating Expenses | | |
| Fuel for electric generation | -- | -- |
| Purchased and interchange power | -- | -- |
| Other operation expense | -- | -- |
| Maintenance | -- | -- |
| Depreciation and amortization | -- | 2 |
| General taxes | -- | -- |
| Asset impairment charges | -- | -- |
| Total operating expenses | -- | 2 |
| Operating Income (Loss) | -- | 10 |
| Other Income (Deductions) | | |
| Dividends and interest from affiliates | 1 | -- |
| Interest and dividends | -- | -- |
| Gain (loss) on asset sales | -- | (76) |
| Foreign currency gains (losses), net | -- | (1) |
| Other income | (118) | -- |
| Other expense | -- | -- |
| Total other income (deductions) | (117) | (77) |

Edgar Filing: CMS ENERGY CORP - Form U-3A-2/A

| | | |
|--|----------|---------|
| Fixed Charges | | |
| Interest on long-term debt | -- | -- |
| Other interest | 1 | -- |
| Capitalized interest | -- | -- |
| | ----- | ----- |
| Net fixed charges | 1 | -- |
| | ----- | ----- |
| Income (Loss) before Minority Interests | (118) | (67) |
| Minority Interests | -- | -- |
| | ----- | ----- |
| Income (Loss) before Income Taxes | (118) | (67) |
| Income Tax Expense (Benefit) | -- | -- |
| | ----- | ----- |
| Income (Loss) from Continuing Operations | (118) | (67) |
| Discontinued Operations | -- | -- |
| Cumulative Effect of Accounting Change | -- | -- |
| | ----- | ----- |
| Net Income (Loss) | \$ (118) | \$ (67) |
| | ===== | ===== |

(17) Represents Western Australia GT Company I, CMS GT del Sur Company, CMS Gas Transmission of Australia Holdings Company and CMS GT of Australia Holdings Company consolidated.

A-29

CMS ENERGY CORPORATION
 Consolidating Balance Sheet - Assets
 December 31, 2004
 (In Millions)

| | CMS Energy Corp. (1) | Consumers Energy Company Consol. | CMS Enterprises Company Consol. | Dearborn Industrial Generation LLC |
|--|----------------------|----------------------------------|---------------------------------|------------------------------------|
| | ----- | ----- | ----- | ----- |
| Plant and Property (At Cost) | | | | |
| Electric | \$ -- | \$ 7,967 | \$ -- | \$ -- |
| Gas | -- | 2,995 | -- | -- |
| Enterprises | -- | 2,508 | 852 | 31 |
| Other | 13 | 15 | -- | -- |
| | ----- | ----- | ----- | ----- |
| | 13 | 13,485 | 852 | 31 |
| Less accumulated depreciation and amortization | 3 | 5,665 | 426 | 21 |
| | ----- | ----- | ----- | ----- |
| | 10 | 7,820 | 426 | 10 |
| Construction work-in-progress | 1 | 353 | 16 | -- |
| | ----- | ----- | ----- | ----- |
| | 11 | 8,173 | 442 | 10 |
| | ----- | ----- | ----- | ----- |

Edgar Filing: CMS ENERGY CORP - Form U-3A-2/A

| | | | | |
|---|---------|----------|---------|-------|
| Investments | | | | |
| Associated companies | 4,671 | 25 | -- | -- |
| Enterprises | -- | -- | 729 | -- |
| Other | 4 | 19 | -- | -- |
| | ----- | ----- | ----- | ----- |
| | 4,675 | 44 | 729 | -- |
| | ----- | ----- | ----- | ----- |
| Current Assets | | | | |
| Cash and cash equivalents | -- | 171 | 498 | -- |
| Restricted cash | -- | 21 | 35 | -- |
| Short-term investments | -- | 4 | 105 | -- |
| Accounts/notes receivable | 12 | 374 | 136 | 6 |
| Accounts/notes receivable-related parties | 296 | 18 | 123 | 24 |
| Inventories to average cost | | | | |
| Gas in underground storage | -- | 855 | 1 | -- |
| Materials and supplies | -- | 67 | 21 | 2 |
| Generating plant fuel stock | -- | 66 | 7 | 11 |
| Price risk management assets | -- | -- | 91 | -- |
| Regulatory assets - postretirement benefits | -- | 19 | -- | -- |
| Derivative instruments | -- | 96 | -- | -- |
| Deferred property taxes | -- | 165 | -- | 2 |
| Prepayments and other | 2 | 95 | 83 | 1 |
| | ----- | ----- | ----- | ----- |
| | 310 | 1,951 | 1,100 | 46 |
| | ----- | ----- | ----- | ----- |
| Non-current Assets | | | | |
| Regulatory Assets | | | | |
| Securitized costs | -- | 604 | -- | -- |
| Additional minimum pension | -- | 372 | -- | -- |
| Postretirement benefits | -- | 139 | -- | -- |
| Abandoned Midland project | -- | 10 | -- | -- |
| Other | -- | 552 | -- | -- |
| Price risk management assets | -- | -- | 214 | -- |
| Nuclear decommissioning trust funds | -- | 575 | -- | -- |
| Goodwill | -- | -- | 23 | -- |
| Notes receivable-related parties | -- | -- | 500 | -- |
| Notes receivable | -- | -- | 178 | -- |
| Other | 87 | 391 | 103 | 51 |
| | ----- | ----- | ----- | ----- |
| | 87 | 2,643 | 1,018 | 51 |
| | ----- | ----- | ----- | ----- |
| Total Assets | \$5,083 | \$12,811 | \$3,289 | \$107 |
| | ===== | ===== | ===== | ===== |

(1) Represents CMS Energy Corporation with Consumers Energy Company and CMS Enterprises Company included on the equity method of accounting.

A-30

CMS ENERGY CORPORATION
 Consolidating Balance Sheet - Equity and Liabilities
 December 31, 2004
 (In Millions)

Consumers Energy CMS Enterprises I

Edgar Filing: CMS ENERGY CORP - Form U-3A-2/A

| | CMS Energy Corp. (1) | Company Consol. | Company Consol. |
|---|-------------------------|--------------------|--------------------|
| | ----- | ----- | ----- |
| Capitalization | | | |
| Common Stockholders' Equity | | | |
| Common stock | \$ 2 | \$ 841 | \$ -- |
| Other paid-in-capital | 4,150 | 932 | 5,307 |
| Other comprehensive income (loss) | (336) | 31 | (356) |
| Retained earnings (deficit) | (1,734) | 608 | (2,699) |
| | ----- | ----- | ----- |
| | 2,082 | 2,412 | 2,252 |
| Preferred stock of subsidiary | -- | 44 | -- |
| Preferred stock | 250 | -- | 11 |
| Long-term debt | 2,282 | 4,000 | 162 |
| Long-term debt-related parties | 461 | 326 | -- |
| Non-current capital and finance leases | -- | 315 | -- |
| | ----- | ----- | ----- |
| | 5,075 | 7,097 | 2,425 |
| | ----- | ----- | ----- |
| Minority Interests | -- | 657 | 76 |
| | ----- | ----- | ----- |
| Current Liabilities | | | |
| Current portion of long-term debt | 103 | 118 | 46 |
| Current capital and finance leases | -- | 29 | -- |
| Current portion of long-term debt - related parties | -- | 180 | -- |
| Notes payable | -- | -- | 295 |
| Accounts payable | 4 | 267 | 117 |
| Accounts payable-related parties | 9 | 14 | 37 |
| Accrued interest | 58 | 83 | 4 |
| Accrued taxes | (34) | 254 | 19 |
| Price risk management liabilities | -- | -- | 90 |
| Current portion of gas supply contract obligations | -- | -- | 32 |
| Deferred income taxes | -- | 20 | (1) |
| Other | 7 | 238 | 39 |
| | ----- | ----- | ----- |
| | 147 | 1,203 | 678 |
| | ----- | ----- | ----- |
| Non-current Liabilities | | | |
| Regulatory Liabilities | | | |
| Regulatory liabilities for cost of removal | -- | 1,044 | -- |
| Income taxes, net | -- | 357 | -- |
| Other regulatory liabilities | -- | 173 | -- |
| Postretirement benefits | 20 | 207 | 48 |
| Deferred income taxes | (161) | 1,350 | (438) |
| Deferred investment tax credit | -- | 79 | -- |
| Asset retirement obligations | -- | 436 | 3 |
| Price risk management liabilities | -- | -- | 213 |
| Gas supply contract obligations | -- | -- | 176 |
| Other | 2 | 208 | 108 |
| | ----- | ----- | ----- |
| | (139) | 3,854 | 110 |
| | ----- | ----- | ----- |
| Total Stockholders' Equity and Liabilities | \$ 5,083 | \$12,811 | \$ 3,289 |
| | ===== | ===== | ===== |

(1) Represents CMS Energy Corporation with Consumers Energy Company and CMS Enterprises Company included on the equity method of accounting.

Edgar Filing: CMS ENERGY CORP - Form U-3A-2/A

A-31

CONSUMERS ENERGY COMPANY
 Consolidating Balance Sheet - Assets
 December 31, 2004
 (In Millions)

| | Consumers Energy Company (2) | Consumers Receivables Funding II LLC | Consumers Funding LLC | Consumers Campus Holdings LLC | Consumer Nuclear Service LLC |
|--|------------------------------------|---|-----------------------------|--|---------------------------------------|
| | ----- | ----- | ----- | ----- | ----- |
| Plant and Property (At Cost) | | | | | |
| Electric | \$ 7,967 | \$ -- | \$ -- | \$-- | \$-- |
| Gas | 2,995 | -- | -- | -- | -- |
| Other | 15 | -- | -- | -- | -- |
| | ----- | ----- | ----- | ----- | ----- |
| | 10,977 | -- | -- | -- | -- |
| Less accumulated depreciation, depletion and amortization | 4,602 | -- | -- | -- | -- |
| | ----- | ----- | ----- | ----- | ----- |
| | 6,375 | -- | -- | -- | -- |
| Construction work-in-progress | 345 | -- | -- | -- | -- |
| | ----- | ----- | ----- | ----- | ----- |
| | 6,720 | -- | -- | -- | -- |
| | ----- | ----- | ----- | ----- | ----- |
| Investments | | | | | |
| Associated companies | 770 | -- | -- | -- | -- |
| First Midland Limited Partnership | -- | -- | -- | -- | -- |
| Midland Cogeneration Venture Limited Partnership | -- | -- | -- | -- | -- |
| Other | 16 | -- | -- | -- | 3 |
| | ----- | ----- | ----- | ----- | ----- |
| | 786 | -- | -- | -- | 3 |
| | ----- | ----- | ----- | ----- | ----- |
| Current Assets | | | | | |
| Cash and cash equivalents | 43 | -- | -- | -- | -- |
| Restricted cash | 4 | -- | 17 | -- | -- |
| Short-term investments | 4 | -- | -- | -- | -- |
| Accounts/notes receivable | 43 | 288 | -- | -- | -- |
| Accounts receivable-related parties | 17 | -- | 28 | 6 | -- |
| Inventories to average cost | | | | | |
| Gas in underground storage | 855 | -- | -- | -- | -- |
| Materials and supplies | 67 | -- | -- | -- | -- |
| Generating plant fuel stock | 49 | -- | -- | -- | -- |
| Deferred property taxes | 147 | -- | -- | -- | -- |
| Regulatory assets-postretirement benefits | 19 | -- | -- | -- | -- |
| Derivative instruments | 1 | -- | -- | -- | -- |
| Prepayments and other | 76 | -- | -- | -- | -- |
| | ----- | ----- | ----- | ----- | ----- |
| | 1,325 | 288 | 45 | 6 | -- |
| | ----- | ----- | ----- | ----- | ----- |
| Non-current Assets | | | | | |
| Regulatory Assets | | | | | |
| Securitized costs | 604 | -- | -- | -- | -- |
| Additional minimum pension | 372 | -- | -- | -- | -- |

Edgar Filing: CMS ENERGY CORP - Form U-3A-2/A

| | | | | | |
|-------------------------------------|----------|-------|-------|-------|-------|
| Postretirement benefits | 139 | -- | -- | -- | -- |
| Abandoned Midland project | 10 | -- | -- | -- | -- |
| Other | 552 | -- | -- | -- | -- |
| Nuclear decommissioning trust funds | 575 | -- | -- | -- | -- |
| Notes receivable-related parties | -- | -- | 360 | -- | -- |
| Other | 200 | -- | -- | -- | -- |
| | ----- | ----- | ----- | ----- | ----- |
| | 2,452 | -- | 360 | -- | -- |
| | ----- | ----- | ----- | ----- | ----- |
| Total Assets | \$11,283 | \$288 | \$405 | \$ 6 | \$ 3 |
| | ===== | ===== | ===== | ===== | ===== |

(Continued on Next Page)

A-32

CONSUMERS ENERGY COMPANY
Consolidating Balance Sheet - Assets
December 31, 2004
(In Millions)
(Continued from Previous Page)

| | Midland Cogeneration Venture LP | First Midland LP | Inter- Company Elimina- tions | Consumers Energy Company Consolidated |
|--|--|------------------------|--|--|
| | ----- | ----- | ----- | ----- |
| Plant and Property (At Cost) | | | | |
| Electric | \$ -- | \$ -- | \$ -- | \$ 7,96 |
| Gas | -- | -- | -- | 2,99 |
| Other | 2,481 | -- | -- | 2,52 |
| | ----- | ----- | ----- | ----- |
| | 2,481 | -- | -- | 13,48 |
| Less accumulated depreciation, depletion and amortization | 1,063 | -- | -- | 5,66 |
| | ----- | ----- | ----- | ----- |
| | 1,418 | -- | -- | 7,82 |
| Construction work-in-progress | 8 | -- | -- | 35 |
| | ----- | ----- | ----- | ----- |
| | 1,426 | -- | -- | 8,17 |
| | ----- | ----- | ----- | ----- |
| Investments | | | | |
| Associated companies | -- | -- | (745) | 2 |
| First Midland Limited Partnership | -- | -- | (225) | -- |
| Midland Cogeneration Venture Limited Partnership | -- | -- | (397) | -- |
| Other | -- | -- | -- | 1 |
| | ----- | ----- | ----- | ----- |
| | -- | -- | (1,367) | 4 |
| | ----- | ----- | ----- | ----- |
| Current Assets | | | | |
| Cash and cash equivalents | 126 | -- | -- | 17 |
| Restricted cash | -- | -- | -- | 2 |
| Short-term investments | -- | -- | -- | -- |
| Accounts/notes receivable | 43 | -- | -- | 37 |
| Accounts receivable-related parties | 54 | 769 | (866) | 1 |

Edgar Filing: CMS ENERGY CORP - Form U-3A-2/A

| | | | | |
|---|---------|-------|-----------|---------|
| Inventories to average cost | | | | |
| Gas in underground storage | -- | -- | -- | 85 |
| Materials and supplies | -- | -- | -- | 6 |
| Generating plant fuel stock | 17 | -- | -- | 6 |
| Deferred property taxes | 18 | -- | -- | 16 |
| Regulatory assets-postretirement benefits | -- | -- | -- | 1 |
| Derivative instruments | 95 | -- | -- | 9 |
| Prepayments and other | 13 | 6 | -- | 9 |
| | ----- | ----- | ----- | ----- |
| | 366 | 775 | (866) | 1,95 |
| | ----- | ----- | ----- | ----- |
| Non-current Assets | | | | |
| Regulatory Assets | | | | |
| Securitized costs | -- | -- | -- | 60 |
| Additional minimum pension | -- | -- | -- | 37 |
| Postretirement benefits | -- | -- | -- | 13 |
| Abandoned Midland project | -- | -- | -- | 1 |
| Other | -- | -- | -- | 55 |
| Nuclear decommissioning trust funds | -- | -- | -- | 57 |
| Notes receivable-related parties | -- | -- | (360) | -- |
| Other | 188 | 3 | -- | 39 |
| | ----- | ----- | ----- | ----- |
| | 188 | 3 | (360) | 2,64 |
| | ----- | ----- | ----- | ----- |
| Total Assets | \$1,980 | \$778 | \$(2,593) | \$12,81 |
| | ===== | ===== | ===== | ===== |

(2) Represents Consumers Energy Company, CMS Engineering Co., MEC Development Corp. and Consumers Saginaw Investments LLC consolidated.

A-33

CONSUMERS ENERGY COMPANY
Consolidating Balance Sheet - Equity and Liabilities
December 31, 2004
(In Millions)

| | Consumers Energy Company (2) | Consumers Receivables Funding II LLC | Consumers Funding LLC | Consumers Campus Holdings LLC | Consumers Nuclear Service LLC |
|--|------------------------------------|---|-----------------------------|--|--|
| | ----- | ----- | ----- | ----- | ----- |
| Capitalization | | | | | |
| Common Stockholders' Equity | | | | | |
| Common stock | \$ 841 | \$ -- | \$ -- | \$-- | \$-- |
| Other paid-in-capital | 932 | 288 | 2 | -- | -- |
| Other comprehensive income | 31 | -- | -- | -- | -- |
| Retained earnings | 608 | -- | -- | -- | -- |
| | ----- | ----- | ----- | ----- | ----- |
| | 2,412 | 288 | 2 | -- | -- |
| Preferred stock | 44 | -- | -- | -- | -- |
| Long-term debt | 3,423 | -- | 370 | -- | -- |
| Long-term debt-related parties | 686 | -- | -- | -- | -- |
| Non-current capital and finance leases | 48 | -- | -- | 5 | -- |
| | ----- | ----- | ----- | ----- | ----- |

Edgar Filing: CMS ENERGY CORP - Form U-3A-2/A

| | | | | | |
|--|----------|-------|-------|-------|--------|
| | 6,613 | 288 | 372 | 5 | --- |
| | ----- | ---- | ---- | ---- | ---- |
| Minority Interests | -- | -- | -- | -- | -- |
| | ----- | ---- | ---- | ---- | ---- |
| Current Liabilities | | | | | |
| Current portion of long-term debt | -- | -- | 29 | -- | -- |
| Current capital and finance leases | 10 | -- | -- | 1 | -- |
| Current portion of long-term debt - related parties | 180 | -- | -- | -- | -- |
| Notes payable-related parties | 38 | -- | -- | -- | -- |
| Accounts payable | 253 | -- | -- | -- | -- |
| Accounts payable-related parties | 65 | -- | -- | -- | -- |
| Accrued interest | 56 | -- | 4 | -- | -- |
| Accrued taxes | 267 | -- | -- | -- | -- |
| Deferred income taxes | 11 | -- | -- | -- | -- |
| Other | 151 | -- | -- | -- | -- |
| | ----- | ---- | ---- | ---- | ---- |
| | 1,031 | -- | 33 | 1 | -- |
| | ----- | ---- | ---- | ---- | ---- |
| Non-current Liabilities | | | | | |
| Regulatory Liabilities | | | | | |
| Regulatory liabilities for cost of removal | 1,044 | -- | -- | -- | -- |
| Income taxes, net | 357 | -- | -- | -- | -- |
| Other regulatory liabilities | 173 | -- | -- | -- | -- |
| Deferred income taxes | 1,146 | -- | -- | -- | -- |
| Postretirement benefits | 206 | -- | -- | -- | -- |
| Asset retirement obligations | 436 | -- | -- | -- | -- |
| Deferred investment tax credit | 69 | -- | -- | -- | -- |
| Other | 208 | -- | -- | -- | -- |
| | ----- | ---- | ---- | ---- | ---- |
| | 3,639 | -- | -- | -- | -- |
| | ----- | ---- | ---- | ---- | ---- |
| Total Stockholders' Equity and Liabilities | \$11,283 | \$288 | \$405 | \$ 6 | \$ --- |
| | ===== | ===== | ===== | ===== | ===== |

(Continued on the Next Page)

A-34

CONSUMERS ENERGY COMPANY
 Consolidating Balance Sheet - Equity and Liabilities
 December 31, 2004
 (In Millions)
 (Continued from Previous Page)

| | Midland Cogeneration Venture LP | First Midland LP | Inter- Company Elimina- tions | Cons En Com Con |
|-----------------------------|--|------------------------|--|--------------------------|
| | ----- | ----- | ----- | ----- |
| Capitalization | | | | |
| Common Stockholders' Equity | | | | |
| Common stock | \$ -- | \$ -- | \$ -- | \$ -- |
| Other paid-in-capital | 109 | 189 | (799) | --- |

Edgar Filing: CMS ENERGY CORP - Form U-3A-2/A

| | | | | |
|---|---------|-------|-----------|-------|
| Other comprehensive income | 66 | -- | (87) | |
| Retained earnings | 635 | 280 | (1,138) | |
| | ----- | ----- | ----- | ----- |
| | 810 | 469 | (2,024) | 2 |
| Preferred stock | -- | -- | -- | |
| Long-term debt | -- | 207 | -- | 4 |
| Long-term debt-related parties | -- | -- | (360) | |
| Non-current capital and finance leases | 942 | -- | (680) | |
| | ----- | ----- | ----- | ----- |
| | 1,752 | 676 | (3,064) | 7 |
| | ----- | ----- | ----- | ----- |
| Minority Interests | -- | -- | 657 | |
| | ----- | ----- | ----- | ----- |
| Current Liabilities | | | | |
| Current portion of long-term debt | -- | 89 | -- | |
| Current capital and finance leases | 77 | -- | (59) | |
| Current portion of long-term debt - related parties | -- | -- | -- | |
| Notes payable-related parties | -- | -- | (38) | |
| Accounts payable | 14 | -- | -- | |
| Accounts payable-related parties | 1 | -- | (52) | |
| Accrued interest | 48 | 12 | (37) | |
| Accrued taxes | -- | 1 | 1 | |
| Deferred income taxes | -- | -- | -- | |
| Other | 87 | -- | -- | |
| | ----- | ----- | ----- | ----- |
| | 227 | 102 | (185) | 1 |
| | ----- | ----- | ----- | ----- |
| Non-current Liabilities | | | | |
| Regulatory Liabilities | | | | |
| Regulatory liabilities for cost of removal | -- | -- | -- | 1 |
| Income taxes, net | -- | -- | -- | |
| Other regulatory liabilities | -- | -- | -- | |
| Deferred income taxes | -- | -- | (1) | 1 |
| Postretirement benefits | 1 | -- | -- | |
| Asset retirement obligations | -- | -- | -- | |
| Deferred investment tax credit | -- | -- | -- | |
| Other | -- | -- | -- | |
| | ----- | ----- | ----- | ----- |
| | 1 | -- | (1) | 3 |
| | ----- | ----- | ----- | ----- |
| Total Stockholders' Equity and Liabilities | \$1,980 | \$778 | \$(2,593) | \$12 |
| | ===== | ===== | ===== | ===== |

(2) Represents Consumers Energy Company, CMS Engineering Co., MEC Development Corp. and Consumers Saginaw Investments LLC consolidated.

A-35

CMS ENTERPRISES COMPANY
 Consolidating Balance Sheet - Assets
 December 31, 2004
 (In Millions)

| | | | |
|-------------|------------|--------------|--------------|
| | CMS | CMS Gas | CMS |
| | Generation | Transmission | Energy |
| CMS | Co. | Company | Resource Mgt |
| Enterprises | | | |

Edgar Filing: CMS ENERGY CORP - Form U-3A-2/A

| | Company (3) | Consol. | Consol. | Company |
|--|-------------|---------|---------|---------|
| Plant and Property (At Cost) | | | | |
| Enterprises | \$ 20 | \$ 318 | \$119 | \$ 5 |
| Other | -- | -- | -- | -- |
| | ----- | ----- | ----- | ----- |
| | 20 | 318 | 119 | 5 |
| Less accumulated depreciation, depletion and amortization | 2 | 124 | 49 | 3 |
| | ----- | ----- | ----- | ----- |
| | 18 | 194 | 70 | 2 |
| Construction work-in-progress | -- | 4 | -- | -- |
| | ----- | ----- | ----- | ----- |
| | 18 | 198 | 70 | 2 |
| Investments | | | | |
| Associated companies | 2,441 | 121 | 213 | -- |
| Enterprises | 3 | 467 | -- | -- |
| Other | -- | -- | -- | -- |
| | ----- | ----- | ----- | ----- |
| | 2,444 | 588 | 213 | -- |
| Current Assets | | | | |
| Cash and cash equivalents | -- | 78 | 19 | 2 |
| Restricted cash | -- | 26 | 7 | -- |
| Short-term investments | -- | -- | -- | -- |
| Accounts/notes receivable | -- | 19 | 4 | 42 |
| Accounts/notes receivable-related parties | 88 | 103 | 1 | 28 |
| Gas in underground storage | -- | -- | 1 | -- |
| Materials and supplies | -- | 11 | 1 | -- |
| Generating plant fuel stock | -- | 6 | -- | -- |
| Price risk management assets | -- | -- | -- | 91 |
| Deferred income taxes | 1 | -- | -- | -- |
| Prepayments and other | 1 | 9 | -- | 50 |
| | ----- | ----- | ----- | ----- |
| | 90 | 252 | 33 | 213 |
| Non-current Assets | | | | |
| Price risk management assets | -- | -- | -- | 214 |
| Goodwill | -- | 1 | -- | -- |
| Notes receivable-related parties | 14 | 51 | 49 | 242 |
| Notes receivable | -- | 106 | 17 | -- |
| Deferred income taxes | 52 | 182 | 136 | 54 |
| Other | 10 | 41 | 8 | 1 |
| | ----- | ----- | ----- | ----- |
| | 76 | 381 | 210 | 511 |
| Total Assets | \$2,628 | \$1,419 | \$526 | \$726 |
| | ===== | ===== | ===== | ===== |

(Continued on Following Page)

Edgar Filing: CMS ENERGY CORP - Form U-3A-2/A

(In Millions)
(Continued from Previous Page)

| | CMS Resource Development Company | CMS Land Company | CMS Texas LLC | Inter- company Elimina- tions | CMS Enterpr Compa Conso |
|--|---|------------------------|---------------------|--|----------------------------------|
| | ----- | ----- | ----- | ----- | ----- |
| Plant and Property (At Cost) | | | | | |
| Enterprises | \$-- | \$-- | \$-- | \$ (2) | \$ 8 |
| Other | -- | -- | -- | -- | -- |
| | --- | --- | --- | --- | --- |
| | -- | -- | -- | (2) | 8 |
| Less accumulated depreciation, depletion and amortization | -- | -- | -- | (1) | 4 |
| | --- | --- | --- | --- | --- |
| | -- | -- | -- | (1) | 4 |
| Construction work-in-progress | -- | -- | -- | -- | -- |
| | --- | --- | --- | --- | --- |
| | -- | -- | -- | (1) | 4 |
| | --- | --- | --- | --- | --- |
| Investments | | | | | |
| Associated companies | -- | -- | -- | (2,775) | -- |
| Enterprises | -- | -- | -- | -- | 7 |
| Other | -- | -- | -- | -- | -- |
| | --- | --- | --- | --- | --- |
| | -- | -- | -- | (2,775) | 7 |
| | --- | --- | --- | --- | --- |
| Current Assets | | | | | |
| Cash and cash equivalents | -- | -- | -- | -- | 4 |
| Restricted cash | -- | -- | -- | -- | -- |
| Short-term investments | -- | -- | -- | -- | 1 |
| Accounts/notes receivable | -- | -- | -- | -- | 1 |
| Accounts/notes receivable-related parties | 4 | -- | -- | (585) | 1 |
| Gas in underground storage | -- | -- | -- | -- | -- |
| Materials and supplies | -- | -- | -- | -- | -- |
| Generating plant fuel stock | -- | -- | -- | -- | -- |
| Price risk management assets | -- | -- | -- | -- | -- |
| Deferred income taxes | -- | -- | -- | -- | -- |
| Prepayments and other | (1) | -- | -- | -- | -- |
| | --- | --- | --- | --- | --- |
| | 3 | -- | -- | (585) | 1,1 |
| | --- | --- | --- | --- | --- |
| Non-current Assets | | | | | |
| Price risk management assets | -- | -- | -- | -- | 2 |
| Goodwill | -- | -- | -- | -- | -- |
| Notes receivable-related parties | -- | -- | -- | (19) | 5 |
| Notes receivable | -- | -- | -- | -- | 1 |
| Deferred income taxes | -- | 20 | 1 | (4) | 4 |
| Other | -- | -- | -- | -- | 1 |
| | --- | --- | --- | --- | --- |
| | -- | 20 | 1 | (23) | 1,4 |
| | --- | --- | --- | --- | --- |
| Total Assets | \$ 3 | \$20 | \$ 1 | \$ (3,384) | \$3,7 |
| | === | === | === | ===== | ===== |

(3) Represents CMS Enterprises Company, CMS Distributed Power LLC, CMS Comercializadora de Energia SA, CMS Enterprises Holding Company SA, CMS Energy South America Company, CMS Energy Asia Private Limited and CMS

Edgar Filing: CMS ENERGY CORP - Form U-3A-2/A

Energy UK Limited consolidated with CMS Generation Co., CMS Gas Transmission Company and CMS International Ventures LLC included on the equity method of accounting.

A-37

CMS ENTERPRISES COMPANY
 Consolidating Balance Sheet - Equity and Liabilities
 December 31, 2004
 (In Millions)

| | CMS Enterprises Company (3) | CMS Generation Co. Consol. | CMS Gas Transmission Company Consol. | CMS Energy Resource Mgt. Company |
|---|-----------------------------------|-------------------------------------|---|---|
| | ----- | ----- | ----- | ----- |
| Capitalization | | | | |
| Common Stockholders' Equity | | | | |
| Common stock | \$ 1 | \$ -- | \$ -- | \$ -- |
| Other paid-in-capital | 5,388 | 2,362 | 1,303 | 294 |
| Other comprehensive income (loss) | (356) | (87) | (158) | -- |
| Retained earnings (deficit) | (2,709) | (1,083) | (772) | (199) |
| | ----- | ----- | ----- | ----- |
| | 2,324 | 1,192 | 373 | 95 |
| Preferred stock | -- | -- | 11 | -- |
| Long-term debt | -- | 108 | 1 | -- |
| Long-term debt-related parties | -- | -- | -- | -- |
| | ----- | ----- | ----- | ----- |
| | 2,324 | 1,300 | 385 | 95 |
| | ----- | ----- | ----- | ----- |
| Minority Interests | -- | 50 | 1 | -- |
| | ----- | ----- | ----- | ----- |
| Current Liabilities | | | | |
| Current portion of long-term debt | -- | 8 | 1 | -- |
| Notes payable | 249 | 6 | 112 | 24 |
| Accounts payable | 16 | 15 | 2 | 38 |
| Accounts payable-related parties | 2 | 6 | 1 | 24 |
| Accrued interest | -- | 3 | -- | -- |
| Accrued taxes | 1 | 17 | (22) | 2 |
| Price risk management liabilities | -- | -- | -- | 90 |
| Current portion of gas supply contract obligation | -- | -- | -- | 32 |
| Other | 3 | 6 | 5 | 3 |
| | ----- | ----- | ----- | ----- |
| | 271 | 61 | 99 | 213 |
| | ----- | ----- | ----- | ----- |
| Non-current Liabilities | | | | |
| Postretirement benefits | 20 | 5 | 23 | -- |
| Asset retirement obligations | -- | -- | 2 | -- |
| Price risk management liabilities | -- | -- | -- | 213 |
| Gas supply contract obligations | -- | -- | -- | 176 |
| Other | 13 | 3 | 16 | 29 |
| | ----- | ----- | ----- | ----- |
| | 33 | 8 | 41 | 418 |
| | ----- | ----- | ----- | ----- |
| Total Stockholders' Equity and Liabilities | \$ 2,628 | \$ 1,419 | \$ 526 | \$ 726 |

Edgar Filing: CMS ENERGY CORP - Form U-3A-2/A

=====

(Continued on Following Page)

A-38

CMS ENTERPRISES COMPANY
 Consolidating Balance Sheet - Equity and Liabilities
 December 31, 2004
 (In Millions)
 (Continued from Previous Page)

| | CMS Resource Development Company | CMS Energy UK Limited | CMS Land Company | CMS Texas LLC | Inter- company Elimina- tions |
|---|---|--------------------------------|------------------------|---------------------|--|
| | ----- | ----- | ----- | ----- | ----- |
| Capitalization | | | | | |
| Common Stockholders' Equity | | | | | |
| Common stock | \$-- | \$-- | \$ -- | \$-- | \$ (1) |
| Other paid-in-capital | 4 | 2 | 22 | -- | (5,438) |
| Other comprehensive income (loss) | -- | (1) | -- | -- | 517 |
| Retained earnings (deficit) | -- | (1) | (50) | (3) | 2,137 |
| | --- | --- | --- | --- | ----- |
| | 4 | -- | (28) | (3) | (2,785) |
| Preferred stock | -- | -- | -- | -- | -- |
| Long-term debt | -- | -- | -- | -- | -- |
| Long-term debt-related parties | -- | -- | -- | -- | (19) |
| | --- | --- | --- | --- | ----- |
| | 4 | -- | (28) | (3) | (2,804) |
| | --- | --- | --- | --- | ----- |
| Minority Interests | -- | -- | -- | -- | 9 |
| | --- | --- | --- | --- | ----- |
| Current Liabilities | | | | | |
| Current portion of long-term debt | -- | -- | -- | -- | -- |
| Notes payable | -- | -- | 3 | 5 | (578) |
| Accounts payable | -- | -- | 1 | -- | -- |
| Accounts payable-related parties | -- | -- | -- | -- | (7) |
| Accrued interest | -- | -- | -- | -- | -- |
| Accrued taxes | 1 | -- | (1) | -- | (4) |
| Price risk management liabilities | -- | -- | -- | -- | -- |
| Current portion of gas supply contract obligations | -- | -- | -- | -- | -- |
| Other | -- | -- | 15 | -- | -- |
| | --- | --- | --- | --- | ----- |
| | 1 | -- | 18 | 5 | (589) |
| | --- | --- | --- | --- | ----- |
| Non-current Liabilities | | | | | |
| Postretirement benefits | (2) | -- | -- | (1) | -- |
| Asset retirement obligations | -- | -- | -- | -- | -- |
| Price risk management liabilities | -- | -- | -- | -- | -- |
| Gas supply contract obligations | -- | -- | -- | -- | -- |
| Other | -- | -- | 30 | -- | -- |
| | --- | --- | --- | --- | ----- |
| | (2) | -- | 30 | (1) | -- |

Edgar Filing: CMS ENERGY CORP - Form U-3A-2/A

| | | | | | |
|--|------|------|-------|------|-----------|
| Total Stockholders' Equity and Liabilities | --- | --- | ---- | --- | ----- |
| | \$ 3 | \$-- | \$ 20 | \$ 1 | \$(3,384) |
| | === | === | ==== | === | ===== |

- (3) Represents CMS Enterprises Company, CMS Distributed Power LLC, CMS Comercializadora de Energia SA, CMS Enterprises Holding Company SA, CMS Energy South America Company and CMS Energy Asia Private Limited consolidated with CMS Generation Co., CMS Gas Transmission Company and CMS International Ventures LLC included on the equity method of accounting.

A-39

CMS GENERATION CO.
Consolidating Balance Sheet - Assets
December 31, 2004
(In Millions)

| | CMS Generation Co. (4) | CMSC Filer City Operating Company | TES Filer City LP Consol. | Genesee Power LP Consol. | G |
|--|------------------------------|--|------------------------------------|-----------------------------------|---|
| | ----- | ----- | ----- | ----- | |
| Plant and Property (At Cost) | | | | | |
| Enterprises | \$ 6 | \$-- | \$98 | \$77 | |
| Less accumulated depreciation, depletion and amortization | 1 | -- | 35 | 18 | |
| | ----- | --- | --- | --- | |
| Construction work-in-progress | 5 | -- | 63 | 59 | |
| | 4 | -- | -- | -- | |
| | ----- | --- | --- | --- | |
| | 9 | -- | 63 | 59 | |
| | ----- | --- | --- | --- | |
| Investments | | | | | |
| Associated companies | 829 | -- | -- | -- | |
| Enterprises | 23 | -- | -- | -- | |
| | ----- | --- | --- | --- | |
| | 852 | -- | -- | -- | |
| | ----- | --- | --- | --- | |
| Current Assets | | | | | |
| Cash and cash equivalents | -- | -- | 1 | 1 | |
| Restricted cash | 10 | -- | 1 | 11 | |
| Accounts/notes receivable | 2 | -- | -- | -- | |
| Accounts/notes receivable-related parties | 30 | 1 | 6 | 6 | |
| Materials and supplies | 1 | -- | 1 | -- | |
| Generating plant fuel stock | -- | -- | 5 | 1 | |
| Prepayments and other | -- | -- | 1 | 1 | |
| | ----- | --- | --- | --- | |
| | 43 | 1 | 15 | 20 | |
| | ----- | --- | --- | --- | |
| Non-current Assets | | | | | |
| Goodwill | -- | -- | -- | -- | |
| Notes receivable-related parties | 75 | -- | -- | -- | |
| Notes receivable | -- | -- | -- | -- | |
| Deferred income taxes | 184 | -- | (4) | (4) | |
| Other | 34 | -- | -- | 5 | |

Edgar Filing: CMS ENERGY CORP - Form U-3A-2/A

| | | | | |
|--------------|---------|------|------|------|
| | ----- | --- | --- | --- |
| | 293 | -- | (4) | 1 |
| | ----- | --- | --- | --- |
| Total Assets | \$1,197 | \$ 1 | \$74 | \$80 |
| | ===== | === | === | === |

(Continued on Following Page)

A-40

CMS GENERATION CO.
 Consolidating Balance Sheet - Assets
 December 31, 2004
 (In Millions)
 (Continued from Previous Page)

| | CMSG Recycling Company | Dearborn Generation Operating LLC | Exeter Energy LP | Taweelah A2 Operating Company | CM Mich Po L |
|--|------------------------------|--|------------------------|--|-----------------------|
| | ----- | ----- | ----- | ----- | ----- |
| Plant and Property (At Cost) | | | | | |
| Enterprises | \$-- | \$-- | \$50 | \$-- | \$ |
| Less accumulated depreciation, depletion and amortization | -- | -- | 39 | -- | -- |
| | --- | --- | --- | --- | --- |
| Construction work-in-progress | -- | -- | 11 | -- | -- |
| | --- | --- | --- | --- | --- |
| | -- | -- | 11 | -- | -- |
| | --- | --- | --- | --- | --- |
| Investments | | | | | |
| Associated companies | -- | -- | -- | -- | -- |
| Enterprises | -- | -- | -- | -- | -- |
| | --- | --- | --- | --- | --- |
| | -- | -- | -- | -- | -- |
| | --- | --- | --- | --- | --- |
| Current Assets | | | | | |
| Cash and cash equivalents | -- | -- | 3 | -- | -- |
| Restricted cash | -- | -- | -- | -- | -- |
| Accounts/notes receivable | -- | -- | 1 | -- | -- |
| Accounts/notes receivable-related parties | -- | 4 | -- | 5 | -- |
| Materials and supplies | -- | -- | -- | -- | -- |
| Generating plant fuel stock | -- | -- | -- | -- | -- |
| Prepayments and other | -- | -- | 1 | -- | -- |
| | --- | --- | --- | --- | --- |
| | -- | 4 | 5 | 5 | -- |
| | --- | --- | --- | --- | --- |
| Non-current Assets | | | | | |
| Goodwill | -- | -- | -- | -- | -- |
| Notes receivable-related parties | -- | -- | -- | -- | -- |

Edgar Filing: CMS ENERGY CORP - Form U-3A-2/A

| | | | | |
|-----------------------|------|------|------|------|
| Notes receivable | -- | -- | -- | -- |
| Deferred income taxes | 1 | -- | -- | -- |
| Other | -- | -- | -- | 1 |
| | --- | --- | --- | --- |
| | 1 | -- | -- | 1 |
| | --- | --- | --- | --- |
| Total Assets | \$ 1 | \$ 4 | \$16 | \$ 6 |
| | === | === | === | === |

(Continued on Following Page)

A-41

CMS GENERATION CO.
 Consolidating Balance Sheet - Assets
 December 31, 2004
 (In Millions)
 (Continued from Previous Page)

| | CMSG Investment Co. VI Consol. | CMSG Investment Co. VII Consol. | CMSG Honey Lake Company | HYDRA-CO Enterprises, Inc. Consol. |
|--|---|--|----------------------------------|---|
| | ----- | ----- | ----- | ----- |
| Plant and Property (At Cost) | | | | |
| Enterprises | \$ 3 | \$ -- | \$-- | \$-- |
| Less accumulated depreciation, depletion and amortization | -- | -- | -- | -- |
| | --- | --- | --- | --- |
| | 3 | -- | -- | -- |
| Construction work-in-progress | -- | -- | -- | -- |
| | --- | --- | --- | --- |
| | 3 | -- | -- | -- |
| | ---- | ---- | ---- | ---- |
| Investments | | | | |
| Associated companies | -- | -- | -- | -- |
| Enterprises | -- | 97 | -- | 38 |
| | --- | --- | --- | --- |
| | -- | 97 | -- | 38 |
| | ---- | ---- | ---- | ---- |
| Current Assets | | | | |
| Cash and cash equivalents | 24 | 14 | -- | -- |
| Restricted cash | -- | -- | -- | -- |
| Accounts/notes receivable | 9 | -- | -- | -- |
| Accounts/notes receivable-related parties | 2 | -- | 2 | 9 |
| Materials and supplies | 8 | -- | -- | -- |
| Generating plant fuel stock | -- | -- | -- | -- |
| Prepayments and other | 1 | -- | -- | 1 |
| | --- | --- | --- | --- |
| | 44 | 14 | 2 | 10 |
| | ---- | ---- | ---- | ---- |
| Non-current Assets | | | | |
| Goodwill | -- | -- | -- | 1 |
| Notes receivable-related parties | 56 | -- | -- | -- |
| Notes receivable | 106 | -- | -- | -- |

Edgar Filing: CMS ENERGY CORP - Form U-3A-2/A

| | | | | |
|-----------------------|-------|-------|-------|-------|
| Deferred income taxes | (11) | -- | 2 | 3 |
| Other | -- | -- | -- | -- |
| | ---- | ---- | ---- | ---- |
| | 151 | -- | 2 | 4 |
| | ---- | ---- | ---- | ---- |
| Total Assets | \$198 | \$111 | \$ 4 | \$52 |
| | ===== | ===== | ===== | ===== |

- (4) Represents CMS Generation Company and CMS Centrales Termicas SA consolidated with CMSG Filer City, Inc., CMSG Genesee Company, CMSG Holdings Company, CMSG Grayling Company, CMSG Grayling Holding Company, CMS International Operating Company, CMSG Investment Company IV, CMSG Investment Company VI, CMSG Investment Company VII and HYDRA-CO Enterprises, Inc. included on the equity method of accounting.

A-42

CMS GENERATION CO.
 Consolidating Balance Sheet - Equity and Liabilities
 December 31, 2004
 (In Millions)

| | CMS Generation Co. (4) | CMSG Filer City Operating Company | TES Filer City LP Consol. | Genesee Power LP Consol. | Gr Gen C |
|-----------------------------------|------------------------------|--|------------------------------------|-----------------------------------|----------------|
| | ----- | ----- | ----- | ----- | ----- |
| Capitalization | | | | | |
| Common Stockholders' Equity | | | | | |
| Common stock | \$ -- | \$-- | \$-- | \$ -- | |
| Other paid-in-capital | 2,403 | 1 | 7 | 17 | |
| Other comprehensive income (loss) | (87) | -- | -- | -- | |
| Retained earnings (deficit) | (1,116) | (1) | 15 | (15) | |
| | ----- | ----- | ----- | ----- | |
| | 1,200 | -- | 22 | 2 | |
| Long-term debt | -- | -- | 13 | 63 | |
| Long-term debt-related parties | -- | -- | -- | -- | |
| | ----- | ----- | ----- | ----- | |
| | 1,200 | -- | 35 | 65 | |
| | ----- | ----- | ----- | ----- | |
| Minority Interests | -- | -- | 26 | 2 | |
| | ----- | ----- | ----- | ----- | |
| Current Liabilities | | | | | |
| Current portion of long-term debt | -- | -- | 3 | 2 | |
| Notes payable | -- | 1 | -- | 2 | |
| Accounts payable | 7 | -- | -- | 3 | |
| Accounts payable-related parties | 2 | -- | 1 | 3 | |
| Accrued interest | 1 | -- | -- | 3 | |
| Accrued taxes | (20) | -- | 6 | -- | |
| Other | -- | -- | 3 | -- | |
| | ----- | ----- | ----- | ----- | |
| | (10) | 1 | 13 | 13 | |
| | ----- | ----- | ----- | ----- | |
| Non-current Liabilities | | | | | |
| Postretirement benefits | 7 | -- | -- | -- | |

Edgar Filing: CMS ENERGY CORP - Form U-3A-2/A

| | | | | |
|--|----------|-------|-------|-------|
| Other | -- | -- | -- | -- |
| | ----- | ----- | ----- | ----- |
| | 7 | -- | -- | -- |
| | ----- | ----- | ----- | ----- |
| Total Stockholders' Equity and Liabilities | \$ 1,197 | \$ 1 | \$74 | \$ 80 |
| | ===== | ===== | ===== | ===== |

(Continued on Following Page)

A-43

CMS GENERATION CO.
Consolidating Balance Sheet - Equity and Liabilities
December 31, 2004
(In Millions)
(Continued from Previous Page)

| | CMSG Recycling Company | Dearborn Generation Operating LLC | Exeter Energy LP | Taweelah A2 Operating Company | CMSG Michig Powe LLC |
|--|------------------------------|--|------------------------|--|-------------------------------|
| | ----- | ----- | ----- | ----- | ----- |
| Capitalization | | | | | |
| Common Stockholders' Equity | | | | | |
| Common stock | \$-- | \$ -- | \$ -- | \$-- | \$ -- |
| Other paid-in-capital | 3 | 3 | (13) | 2 | 75 |
| Other comprehensive income (loss) | -- | -- | -- | -- | -- |
| Retained earnings (deficit) | (2) | 2 | 28 | 2 | (70) |
| | ----- | ----- | ----- | ----- | ----- |
| | 1 | 5 | 15 | 4 | 5 |
| Long-term debt | -- | -- | -- | -- | -- |
| Long-term debt-related parties | -- | -- | -- | -- | -- |
| | ----- | ----- | ----- | ----- | ----- |
| | 1 | 5 | 15 | 4 | 5 |
| | ----- | ----- | ----- | ----- | ----- |
| Minority Interests | -- | -- | -- | -- | -- |
| | ----- | ----- | ----- | ----- | ----- |
| Current Liabilities | | | | | |
| Current portion of long-term debt | -- | -- | -- | -- | -- |
| Notes payable | -- | -- | -- | -- | 2 |
| Accounts payable | -- | -- | -- | 1 | -- |
| Accounts payable-related parties | -- | -- | 1 | -- | -- |
| Accrued interest | -- | -- | -- | -- | -- |
| Accrued taxes | -- | -- | -- | -- | -- |
| Other | -- | -- | -- | -- | -- |
| | ----- | ----- | ----- | ----- | ----- |
| | -- | -- | 1 | 1 | 2 |
| | ----- | ----- | ----- | ----- | ----- |
| Non-current Liabilities | | | | | |
| Postretirement benefits | -- | (1) | -- | -- | -- |
| Other | -- | -- | -- | 1 | -- |
| | ----- | ----- | ----- | ----- | ----- |
| | -- | (1) | -- | 1 | -- |
| | ----- | ----- | ----- | ----- | ----- |
| Total Stockholders' Equity and Liabilities | \$ 1 | \$ 4 | \$ 16 | \$ 6 | \$ 7 |

Edgar Filing: CMS ENERGY CORP - Form U-3A-2/A

(Continued on Following Page)

A-44

CMS GENERATION CO.
 Consolidating Balance Sheet - Equity and Liabilities
 December 31, 2004
 (In Millions)
 (Continued from Previous Page)

| | ==== | ===== | ===== | ===== | ===== |
|--|---|--|----------------------------------|---|-------|
| | CMSG Investment Co. VI Consol. | CMSG Investment Co. VII Consol. | CMSG Honey Lake Company | HYDRA-CO Enterprises, Inc. Consol. | E |
| | ----- | ----- | ----- | ----- | ----- |
| Capitalization | | | | | |
| Common Stockholders' Equity | | | | | |
| Common stock | \$ -- | \$ -- | \$-- | \$ -- | |
| Other paid-in-capital | 115 | 12 | 10 | 199 | |
| Other comprehensive income (loss) | -- | (28) | -- | -- | |
| Retained earnings (deficit) | 62 | -- | (6) | (152) | |
| | ----- | ----- | ----- | ----- | |
| | 177 | (16) | 4 | 47 | |
| Long-term debt | -- | -- | -- | -- | |
| Long-term debt-related parties | -- | 126 | -- | -- | |
| | ----- | ----- | ----- | ----- | |
| | 177 | 110 | 4 | 47 | |
| | ----- | ----- | ----- | ----- | |
| Minority Interests | 13 | -- | -- | -- | |
| | ----- | ----- | ----- | ----- | |
| Current Liabilities | | | | | |
| Current portion of long-term debt | -- | -- | -- | -- | |
| Notes payable | -- | -- | -- | -- | |
| Accounts payable | 3 | -- | -- | -- | |
| Accounts payable-related parties | -- | -- | -- | -- | |
| Accrued interest | -- | 1 | -- | -- | |
| Accrued taxes | 3 | -- | -- | 5 | |
| Other | 2 | -- | -- | -- | |
| | ----- | ----- | ----- | ----- | |
| | 8 | 1 | -- | 5 | |
| | ----- | ----- | ----- | ----- | |
| Non-current Liabilities | | | | | |
| Postretirement benefits | -- | -- | -- | -- | |
| Other | -- | -- | -- | -- | |
| | ----- | ----- | ----- | ----- | |
| | -- | -- | -- | -- | |
| | ----- | ----- | ----- | ----- | |
| Total Stockholders' Equity and Liabilities | \$198 | \$111 | \$ 4 | \$ 52 | |
| | ===== | ===== | ===== | ===== | |

(4) Represents CMS Generation Company and CMS Centrales Termicas SA

Edgar Filing: CMS ENERGY CORP - Form U-3A-2/A

consolidated with CMSG Filer City, Inc., CMSG Genesee Company, CMSG Holdings Company, CMSG Grayling Company, CMSG Grayling Holding Company, CMS International Operating Company, CMSG Investment Company IV, CMSG Investment Company VI, CMSG Investment Company VII and HYDRA-CO Enterprises, Inc. included on the equity method of accounting.

A-45

TES FILER CITY STATION LP
Consolidating Balance Sheet - Assets
December 31, 2004
(In Millions)

| | CMSG Filer City Inc. | TES Filer City Station LP | Inter- company Elimina- tions | TES Filer City LP Consol. |
|--|----------------------------|------------------------------------|--|------------------------------------|
| | ----- | ----- | ----- | ----- |
| Plant and Property (At Cost) | | | | |
| Enterprises | \$-- | \$98 | \$ -- | \$98 |
| Less accumulated depreciation, depletion and amortization | -- | 35 | -- | 35 |
| | --- | --- | --- | --- |
| | -- | 63 | -- | 63 |
| Construction work-in-progress | -- | -- | -- | -- |
| | --- | --- | --- | --- |
| | -- | 63 | -- | 63 |
| | --- | --- | --- | --- |
| Investments | | | | |
| Associated companies | 26 | -- | (26) | -- |
| Enterprises | -- | -- | -- | -- |
| | --- | --- | --- | --- |
| | 26 | -- | (26) | -- |
| | --- | --- | --- | --- |
| Current Assets | | | | |
| Cash and cash equivalents | -- | 1 | -- | 1 |
| Restricted cash | -- | 1 | -- | 1 |
| Accounts/notes receivable | -- | -- | -- | -- |
| Accounts/notes receivable-related parties | -- | 6 | -- | 6 |
| Materials and supplies | -- | 1 | -- | 1 |
| Generating plant fuel stock | -- | 5 | -- | 5 |
| Prepayments and other | -- | 1 | -- | 1 |
| | --- | --- | --- | --- |
| | -- | 15 | -- | 15 |
| | --- | --- | --- | --- |
| Non-current Assets | | | | |
| Goodwill | -- | -- | -- | -- |
| Notes receivable-related parties | -- | -- | -- | -- |
| Notes receivable | -- | -- | -- | -- |
| Deferred income taxes | (4) | -- | -- | (4) |
| Other | -- | -- | -- | -- |
| | --- | --- | --- | --- |
| | (4) | -- | -- | (4) |
| | --- | --- | --- | --- |
| Total Assets | \$22 | \$78 | \$ (26) | \$74 |
| | === | === | ===== | === |

Edgar Filing: CMS ENERGY CORP - Form U-3A-2/A

A-46

TES FILER CITY STATION LP
 Consolidating Balance Sheet - Equity and Liabilities
 December 31, 2004
 (In Millions)

| | CMSG Filer City Inc. | TES Filer City Station LP | Inter- company Elimina- tions | TES Filer City LP Consol. |
|--|----------------------------|------------------------------------|--|------------------------------------|
| | ----- | ----- | ----- | ----- |
| Capitalization | | | | |
| Common Stockholders' Equity | | | | |
| Common stock | \$-- | \$-- | \$ -- | \$-- |
| Other paid-in-capital | 7 | 45 | (45) | 7 |
| Other comprehensive income (loss) | -- | -- | -- | -- |
| Retained earnings (deficit) | 15 | 7 | (7) | 15 |
| | --- | --- | --- | --- |
| | 22 | 52 | (52) | 22 |
| Long-term debt | -- | 13 | -- | 13 |
| Long-term debt-related parties | -- | -- | -- | -- |
| | --- | --- | --- | --- |
| | 22 | 65 | (52) | 35 |
| | --- | --- | --- | --- |
| Minority Interests | -- | -- | 26 | 26 |
| | --- | --- | --- | --- |
| Current Liabilities | | | | |
| Current portion of long-term debt | -- | 3 | -- | 3 |
| Notes payable | -- | -- | -- | -- |
| Accounts payable | -- | -- | -- | -- |
| Accounts payable-related parties | -- | 1 | -- | 1 |
| Accrued interest | -- | -- | -- | -- |
| Accrued taxes | -- | 6 | -- | 6 |
| Other | -- | 3 | -- | 3 |
| | --- | --- | --- | --- |
| | -- | 13 | -- | 13 |
| | --- | --- | --- | --- |
| Non-current Liabilities | | | | |
| Postretirement benefits | -- | -- | -- | -- |
| Other | -- | -- | -- | -- |
| | --- | --- | --- | --- |
| | -- | -- | -- | -- |
| | --- | --- | --- | --- |
| Total Stockholders' Equity and Liabilities | \$22 | \$78 | \$ (26) | \$74 |
| | === | === | ==== | === |

A-47

GENESEE POWER STATION LP

Edgar Filing: CMS ENERGY CORP - Form U-3A-2/A

Consolidating Balance Sheet - Assets
 December 31, 2004
 (In Millions)

| | CMSSG Genesee Company ----- | CMSSG Holdings Company (5) ----- | Genesee Power Station LP ----- | Inter- company Elimina- tions ----- | Genesee Power LP Conso ----- |
|--|--------------------------------------|---|--|---|--|
| Plant and Property (At Cost) | | | | | |
| Enterprises | \$-- | \$-- | \$77 | \$-- | \$77 |
| Less accumulated depreciation, depletion and amortization | -- | -- | 18 | -- | 18 |
| | --- | --- | --- | --- | --- |
| | -- | -- | 59 | -- | 59 |
| Construction work-in-progress | -- | -- | -- | -- | -- |
| | --- | --- | --- | --- | --- |
| | -- | -- | 59 | -- | 59 |
| | --- | --- | --- | --- | --- |
| Investments | | | | | |
| Associated companies | -- | 2 | -- | (2) | -- |
| Enterprises | -- | -- | -- | -- | -- |
| | --- | --- | --- | --- | --- |
| | -- | 2 | -- | (2) | -- |
| | --- | --- | --- | --- | --- |
| Current Assets | | | | | |
| Cash and cash equivalents | -- | -- | 1 | -- | 1 |
| Restricted cash | -- | -- | 11 | -- | 11 |
| Accounts/notes receivable | -- | -- | -- | -- | -- |
| Accounts/notes receivable-related parties | 1 | 2 | 3 | -- | 6 |
| Materials and supplies | -- | -- | -- | -- | -- |
| Generating plant fuel stock | -- | -- | 1 | -- | 1 |
| Prepayments and other | -- | -- | 1 | -- | 1 |
| | --- | --- | --- | --- | --- |
| | 1 | 2 | 17 | -- | 20 |
| | --- | --- | --- | --- | --- |
| Non-current Assets | | | | | |
| Goodwill | -- | -- | -- | -- | -- |
| Notes receivable-related parties | -- | -- | -- | -- | -- |
| Notes receivable | -- | -- | -- | -- | -- |
| Deferred income taxes | (1) | (3) | -- | -- | (4) |
| Other | -- | -- | 5 | -- | 5 |
| | --- | --- | --- | --- | --- |
| | (1) | (3) | 5 | -- | 1 |
| | --- | --- | --- | --- | --- |
| Total Assets | \$-- | \$ 1 | \$81 | \$ (2) | \$80 |
| | === | === | === | === | === |

(5) Includes GPS Newco LLC.

Edgar Filing: CMS ENERGY CORP - Form U-3A-2/A

(In Millions)

| | MSG Genesee Company | MSG Holdings Company (5) | Genesee Power Station LP | Inter- company Elimina- tions | Genesee Power LP Conso |
|--|---------------------------|--------------------------------|-----------------------------------|--|---------------------------------|
| Capitalization | | | | | |
| Common Stockholders' Equity | | | | | |
| Common stock | \$-- | \$ -- | \$-- | \$-- | \$ -- |
| Other paid-in-capital | -- | 17 | 8 | (8) | 17 |
| Other comprehensive income (loss) | -- | -- | -- | -- | -- |
| Retained earnings (deficit) | -- | (15) | (4) | 4 | (15) |
| | ---- | ----- | ---- | ---- | ----- |
| Long-term debt | -- | 2 | 4 | (4) | 2 |
| Long-term debt-related parties | -- | -- | -- | -- | -- |
| | ---- | ----- | ---- | ---- | ----- |
| | -- | 2 | 67 | (4) | 65 |
| | ---- | ----- | ---- | ---- | ----- |
| Minority Interests | -- | -- | -- | 2 | 2 |
| | ---- | ----- | ---- | ---- | ----- |
| Current Liabilities | | | | | |
| Current portion of long-term debt | -- | -- | 2 | -- | 2 |
| Notes payable | -- | -- | 2 | -- | 2 |
| Accounts payable | -- | -- | 3 | -- | 3 |
| Accounts payable-related parties | -- | -- | 3 | -- | 3 |
| Accrued interest | -- | -- | 3 | -- | 3 |
| Accrued taxes | -- | -- | -- | -- | -- |
| Other | -- | (1) | 1 | -- | -- |
| | ---- | ----- | ---- | ---- | ----- |
| | -- | (1) | 14 | -- | 13 |
| | ---- | ----- | ---- | ---- | ----- |
| Non-current Liabilities | | | | | |
| Postretirement benefits | -- | -- | -- | -- | -- |
| Other | -- | -- | -- | -- | -- |
| | ---- | ----- | ---- | ---- | ----- |
| | -- | -- | -- | -- | -- |
| | ---- | ----- | ---- | ---- | ----- |
| Total Stockholders' Equity and Liabilities | \$-- | \$ 1 | \$81 | \$ (2) | \$ 80 |
| | ==== | ===== | ==== | ==== | ===== |

(5) Includes GPS Newco LLC.

A-49

GRAYLING GENERATING STATION LP
 Consolidating Balance Sheet - Assets
 December 31, 2004
 (In Millions)

| MSG | MSG Grayling | Grayling Generating | Inter- company | Gra Gene |
|-----|-----------------|------------------------|-------------------|-------------|
|-----|-----------------|------------------------|-------------------|-------------|

Edgar Filing: CMS ENERGY CORP - Form U-3A-2/A

| | Grayling Company | Holdings Company | Station LP | Elimina- tions | Co |
|--|---------------------|---------------------|---------------|-------------------|-------|
| | ----- | ----- | ----- | ----- | ----- |
| Plant and Property (At Cost) | | | | | |
| Enterprises | \$-- | \$-- | \$66 | \$ -- | \$ |
| Less accumulated depreciation, depletion and amortization | -- | -- | 21 | -- | |
| | --- | --- | --- | ---- | |
| | -- | -- | 45 | -- | |
| Construction work-in-progress | -- | -- | -- | -- | |
| | --- | --- | --- | ---- | |
| | -- | -- | 45 | -- | |
| | --- | --- | --- | ---- | |
| Investments | | | | | |
| Associated companies | -- | 10 | -- | (10) | |
| Enterprises | -- | (2) | 4 | (2) | |
| | --- | --- | --- | ---- | |
| | -- | 8 | 4 | (12) | |
| | --- | --- | --- | ---- | |
| Current Assets | | | | | |
| Cash and cash equivalents | -- | -- | 1 | -- | |
| Restricted cash | -- | -- | 4 | -- | |
| Accounts/notes receivable | -- | -- | -- | -- | |
| Accounts/notes receivable-related parties | -- | -- | 3 | -- | |
| Materials and supplies | -- | -- | 1 | -- | |
| Generating plant fuel stock | -- | -- | -- | -- | |
| Prepayments and other | -- | -- | -- | -- | |
| | --- | --- | --- | ---- | |
| | -- | -- | 9 | -- | |
| | --- | --- | --- | ---- | |
| Non-current Assets | | | | | |
| Goodwill | -- | -- | -- | -- | |
| Notes receivable-related parties | -- | -- | -- | -- | |
| Notes receivable | -- | -- | -- | -- | |
| Deferred income taxes | (1) | (6) | -- | -- | |
| Other | -- | -- | 1 | -- | |
| | --- | --- | --- | ---- | |
| | (1) | (6) | 1 | -- | |
| | --- | --- | --- | ---- | |
| Total Assets | \$ (1) | \$ 2 | \$59 | \$ (12) | \$ |
| | === | === | === | ===== | == |

A-50

GRAYLING GENERATING STATION LP
Consolidating Balance Sheet - Equity and Liabilities
December 31, 2004
(In Millions)

| MSG Grayling Company | MSG Grayling Holdings Company | Grayling Generating Station LP | Inter- company Elimina- tions | Grayl Genera LP Cons |
|----------------------------|--|---|--|-------------------------------|
| ----- | ----- | ----- | ----- | ----- |

Edgar Filing: CMS ENERGY CORP - Form U-3A-2/A

Capitalization

| | | | | | |
|--|--------|------|------|---------|-------|
| Common Stockholders' Equity | | | | | |
| Common stock | \$-- | \$-- | \$-- | \$ -- | \$ -- |
| Other paid-in-capital | 4 | 7 | 17 | (17) | 1 |
| Other comprehensive income (loss) | -- | -- | -- | -- | -- |
| Retained earnings (deficit) | (5) | (5) | 4 | (4) | (1) |
| | --- | --- | --- | --- | --- |
| | (1) | 2 | 21 | (21) | |
| Long-term debt | -- | -- | 32 | -- | 3 |
| Long-term debt-related parties | -- | -- | -- | -- | -- |
| | --- | --- | --- | --- | --- |
| | (1) | 2 | 53 | (21) | 3 |
| | --- | --- | --- | --- | --- |
| Minority Interests | -- | -- | -- | 9 | -- |
| | --- | --- | --- | --- | --- |
| Current Liabilities | | | | | |
| Current portion of long-term debt | -- | -- | 3 | -- | -- |
| Notes payable | -- | -- | -- | -- | -- |
| Accounts payable | -- | -- | 1 | -- | -- |
| Accounts payable-related parties | -- | -- | 1 | -- | -- |
| Accrued interest | -- | -- | -- | -- | -- |
| Accrued taxes | -- | -- | -- | -- | -- |
| Other | -- | -- | -- | -- | -- |
| | --- | --- | --- | --- | --- |
| | -- | -- | 5 | -- | -- |
| | --- | --- | --- | --- | --- |
| Non-current Liabilities | | | | | |
| Postretirement benefits | -- | -- | -- | -- | -- |
| Other | -- | -- | 1 | -- | -- |
| | --- | --- | --- | --- | --- |
| | -- | -- | 1 | -- | -- |
| | --- | --- | --- | --- | --- |
| Total Stockholders' Equity and Liabilities | \$ (1) | \$ 2 | \$59 | \$ (12) | \$ 4 |
| | === | === | === | ===== | ===== |

A-51

CMS INT'L OPERATING COMPANY
 Consolidating Balance Sheet - Assets
 December 31, 2004
 (In Millions)

| | CMS Int'l Operating Co. (6) | CMS UK Oper. Pvt. Limited | Jorf Lasfar Aktiebolag | CMS Morocco Oper. Co. SCA |
|--|--------------------------------------|------------------------------------|------------------------------|------------------------------------|
| | ----- | ----- | ----- | ----- |
| Plant and Property (At Cost) | | | | |
| Enterprises | \$-- | \$-- | \$-- | \$ 1 |
| Less accumulated depreciation, depletion and amortization | -- | -- | -- | -- |
| | --- | --- | --- | --- |
| | -- | -- | -- | 1 |

Edgar Filing: CMS ENERGY CORP - Form U-3A-2/A

| | | | | |
|---|------|------|------|------|
| Construction work-in-progress | -- | -- | -- | -- |
| | --- | --- | --- | --- |
| | -- | -- | -- | 1 |
| | --- | --- | --- | --- |
| Investments | | | | |
| Associated companies | 19 | 14 | 4 | -- |
| Enterprises | -- | -- | -- | -- |
| | --- | --- | --- | --- |
| | 19 | 14 | 4 | -- |
| | --- | --- | --- | --- |
| Current Assets | | | | |
| Cash and cash equivalents | 8 | -- | 3 | -- |
| Restricted cash | -- | -- | -- | -- |
| Accounts/notes receivable | -- | -- | -- | 7 |
| Accounts/notes receivable-related parties | 13 | 4 | 11 | -- |
| Materials and supplies | -- | -- | -- | -- |
| Generating plant fuel stock | -- | -- | -- | -- |
| Prepayments and other | -- | -- | -- | 3 |
| | --- | --- | --- | --- |
| | 21 | 4 | 14 | 10 |
| | --- | --- | --- | --- |
| Non-current Assets | | | | |
| Goodwill | -- | -- | -- | -- |
| Notes receivable-related parties | 4 | -- | -- | -- |
| Notes receivable | -- | -- | -- | -- |
| Deferred income taxes | -- | -- | -- | -- |
| Other | -- | -- | -- | -- |
| | --- | --- | --- | --- |
| | 4 | -- | -- | -- |
| | --- | --- | --- | --- |
| Total Assets | \$44 | \$18 | \$18 | \$11 |
| | === | === | === | === |

(6) Represents CMS International Operating Company and CMSG Jorf Lasfar III LDC consolidated.

A-52

CMS INT'L OPERATING COMPANY
 Consolidating Balance Sheet - Equity and Liabilities
 December 31, 2004
 (In Millions)

| | CMS Int'l Operating Co. (6) | CMS UK Oper. Pvt. Limited | Jorf Lasfar Aktiebolag | CMS Morocco Oper. Co. SCA | In Co. L |
|-----------------------------|--------------------------------------|------------------------------------|------------------------------|------------------------------------|----------------|
| | ----- | ----- | ----- | ----- | ----- |
| Capitalization | | | | | |
| Common Stockholders' Equity | | | | | |
| Common stock | \$-- | \$-- | \$-- | \$-- | |

Edgar Filing: CMS ENERGY CORP - Form U-3A-2/A

| | | | | |
|--|------|------|------|------|
| Other paid-in-capital | 3 | 9 | 10 | -- |
| Other comprehensive income (loss) | -- | -- | -- | 1 |
| Retained earnings (deficit) | 28 | 9 | 4 | 4 |
| | --- | --- | --- | --- |
| | 31 | 18 | 14 | 5 |
| Long-term debt | -- | -- | -- | -- |
| Long-term debt-related parties | -- | -- | -- | -- |
| | --- | --- | --- | --- |
| | 31 | 18 | 14 | 5 |
| | --- | --- | --- | --- |
| Minority Interests | -- | -- | -- | -- |
| | --- | --- | --- | --- |
| Current Liabilities | | | | |
| Current portion of long-term debt | -- | -- | -- | -- |
| Notes payable | 10 | -- | -- | -- |
| Accounts payable | -- | -- | -- | -- |
| Accounts payable-related parties | 2 | -- | 4 | 2 |
| Accrued interest | 1 | -- | -- | -- |
| Accrued taxes | -- | -- | -- | 4 |
| Other | -- | -- | -- | -- |
| | --- | --- | --- | --- |
| | 13 | -- | 4 | 6 |
| | --- | --- | --- | --- |
| Non-current Liabilities | | | | |
| Postretirement benefits | -- | -- | -- | -- |
| Other | -- | -- | -- | -- |
| | --- | --- | --- | --- |
| | -- | -- | -- | -- |
| | --- | --- | --- | --- |
| Total Stockholders' Equity and Liabilities | \$44 | \$18 | \$18 | \$11 |
| | === | === | === | === |

(6) Represents CMS International Operating Company and CMSG Jorf Lasfar III LDC consolidated.

A-53

CMSG INVESTMENT COMPANY IV
 Consolidating Balance Sheet - Assets
 December 31, 2004
 (In Millions)

| | CMSG Investment Company IV (7) | CMSG Luxembourg SARL Consol. | CMSG Investment Co. II Consol. | Inter- company Elimina- tions |
|--|---|---------------------------------------|---|--|
| | ----- | ----- | ----- | ----- |
| Plant and Property (At Cost) | | | | |
| Enterprises | \$ -- | \$ -- | \$-- | \$ -- |
| Less accumulated depreciation, depletion and amortization | -- | -- | -- | -- |

Edgar Filing: CMS ENERGY CORP - Form U-3A-2/A

| | | | | |
|---|-------|-------|-------|---------|
| Construction work-in-progress | ---- | ---- | --- | ----- |
| | -- | -- | -- | -- |
| | ---- | ---- | --- | ----- |
| Investments | | | | |
| Associated companies | 19 | -- | -- | (19) |
| Enterprises | -- | 297 | 12 | -- |
| | ---- | ---- | --- | ----- |
| | 19 | 297 | 12 | (19) |
| | ---- | ---- | --- | ----- |
| Current Assets | | | | |
| Cash and cash equivalents | 22 | -- | -- | -- |
| Restricted cash | -- | -- | -- | -- |
| Accounts/notes receivable | -- | -- | -- | -- |
| Accounts/notes receivable-related parties | 330 | 38 | 40 | (367) |
| Materials and supplies | -- | -- | -- | -- |
| Generating plant fuel stock | -- | -- | -- | -- |
| Prepayments and other | -- | -- | -- | -- |
| | ---- | ---- | --- | ----- |
| | 352 | 38 | 40 | (367) |
| | ---- | ---- | --- | ----- |
| Non-current Assets | | | | |
| Goodwill | -- | -- | -- | -- |
| Notes receivable-related parties | 82 | -- | -- | -- |
| Notes receivable | -- | -- | -- | -- |
| Deferred income taxes | -- | -- | -- | -- |
| Other | -- | -- | -- | -- |
| | ---- | ---- | --- | ----- |
| | 82 | -- | -- | -- |
| | ---- | ---- | --- | ----- |
| Total Assets | \$453 | \$335 | \$52 | \$(386) |
| | ===== | ===== | ===== | ===== |

(7) Represents CMSG Investment Company IV with CMSG Luxembourg SARL and CMSG Investment Company II included on the equity method of accounting.

A-54

CMSG INVESTMENT COMPANY IV
 Consolidating Balance Sheet - Equity and Liabilities
 December 31, 2004
 (In Millions)

| | CMSG Investment Company IV (7) | CMSG Luxembourg SARL Consol. | CMSG Investment Co. II Consol. | Inter- company Elimina- tions | In |
|-----------------------------------|---|---------------------------------------|---|--|-------|
| | ----- | ----- | ----- | ----- | ----- |
| Capitalization | | | | | |
| Common Stockholders' Equity | | | | | |
| Common stock | \$ -- | \$ -- | \$-- | \$ -- | |
| Other paid-in-capital | 66 | -- | 2 | (2) | |
| Other comprehensive income (loss) | (11) | (11) | -- | 11 | |
| Retained earnings (deficit) | 341 | 23 | 4 | (27) | |

Edgar Filing: CMS ENERGY CORP - Form U-3A-2/A

| | | | | |
|--|-------|-------|------|---------|
| | ---- | ---- | --- | ----- |
| | 396 | 12 | 6 | (18) |
| Long-term debt | -- | -- | -- | -- |
| Long-term debt-related parties | 40 | -- | -- | -- |
| | ---- | ---- | --- | ----- |
| | 436 | 12 | 6 | (18) |
| Minority Interests | -- | -- | 1 | (1) |
| | ---- | ---- | --- | ----- |
| Current Liabilities | | | | |
| Current portion of long-term debt | -- | -- | -- | -- |
| Notes payable | 14 | 312 | 45 | (357) |
| Accounts payable | -- | -- | -- | -- |
| Accounts payable-related parties | -- | -- | -- | -- |
| Accrued interest | 2 | 10 | -- | (10) |
| Accrued taxes | -- | 1 | -- | -- |
| Other | -- | -- | -- | -- |
| | ---- | ---- | --- | ----- |
| | 16 | 323 | 45 | (367) |
| Non-current Liabilities | | | | |
| Postretirement benefits | -- | -- | -- | -- |
| Other | 1 | -- | -- | -- |
| | ---- | ---- | --- | ----- |
| | 1 | -- | -- | -- |
| Total Stockholders' Equity and Liabilities | \$453 | \$335 | \$52 | \$(386) |
| | ===== | ===== | ==== | ===== |

(7) Represents CMSG Investment Company IV with CMSG Luxembourg SARL and CMSG Investment Company II included on the equity method of accounting.

A-55

CMSG LUXEMBOURG SARL
Consolidating Balance Sheet - Assets
December 31, 2004
(In Millions)

| | CMSG Luxembourg SARL | CMSG Netherlands BV | Jorf Lasfar Energlak- tiebolag | Jorf Lasfar Power Energy Aktiebolag |
|--|----------------------------|---------------------------|---|--|
| | ----- | ----- | ----- | ----- |
| Plant and Property (At Cost) | | | | |
| Enterprises | \$-- | \$-- | \$ -- | \$ -- |
| Less accumulated depreciation, depletion and amortization | -- | -- | -- | -- |
| | ---- | ---- | ---- | ---- |
| Construction work-in-progress | -- | -- | -- | -- |
| | ---- | ---- | ---- | ---- |
| | -- | -- | -- | -- |
| | ---- | ---- | ---- | ---- |
| Investments | | | | |

Edgar Filing: CMS ENERGY CORP - Form U-3A-2/A

| | | | | |
|---|------|------|-------|-------|
| Associated companies | 12 | 12 | -- | -- |
| Enterprises | -- | -- | 155 | 142 |
| | ---- | ---- | ---- | ---- |
| | 12 | 12 | 155 | 142 |
| | ---- | ---- | ---- | ---- |
| Current Assets | | | | |
| Cash and cash equivalents | -- | -- | -- | -- |
| Restricted cash | -- | -- | -- | -- |
| Accounts/notes receivable | -- | -- | -- | -- |
| Accounts/notes receivable-related parties | -- | -- | 19 | 19 |
| Materials and supplies | -- | -- | -- | -- |
| Generating plant fuel stock | -- | -- | -- | -- |
| Prepayments and other | -- | -- | -- | -- |
| | ---- | ---- | ---- | ---- |
| | -- | -- | 19 | 19 |
| | ---- | ---- | ---- | ---- |
| Non-current Assets | | | | |
| Goodwill | -- | -- | -- | -- |
| Notes receivable-related parties | -- | -- | -- | -- |
| Notes receivable | -- | -- | -- | -- |
| Deferred income taxes | -- | -- | -- | -- |
| Other | -- | -- | -- | -- |
| | ---- | ---- | ---- | ---- |
| | -- | -- | -- | -- |
| | ---- | ---- | ---- | ---- |
| Total Assets | \$12 | \$12 | \$174 | \$161 |
| | ==== | ==== | ==== | ==== |

A-56

CMMSG LUXEMBOURG SARL
Consolidating Balance Sheet - Equity and Liabilities
December 31, 2004
(In Millions)

| | CMMSG Luxembourg SARL | CMMSG Netherlands BV | Jorf Lasfar Energlak- tiebolag | Jorf Lasfar Power Energy Aktiebolag |
|-----------------------------------|-----------------------------|----------------------------|---|--|
| | ----- | ----- | ----- | ----- |
| Capitalization | | | | |
| Common Stockholders' Equity | | | | |
| Common stock | \$ -- | \$ -- | \$ -- | \$ -- |
| Other paid-in-capital | -- | -- | 23 | 21 |
| Other comprehensive income (loss) | (11) | (11) | (6) | (5) |
| Retained earnings (deficit) | 23 | 22 | (10) | (10) |
| | ---- | ---- | ---- | ---- |
| | 12 | 11 | 7 | 6 |
| Long-term debt | -- | -- | -- | -- |
| Long-term debt-related parties | -- | -- | -- | -- |
| | ---- | ---- | ---- | ---- |
| | 12 | 11 | 7 | 6 |
| | ---- | ---- | ---- | ---- |
| Minority Interests | -- | -- | -- | -- |
| | ---- | ---- | ---- | ---- |

Edgar Filing: CMS ENERGY CORP - Form U-3A-2/A

| | | | | |
|--|-------|-------|-------|-------|
| Current Liabilities | | | | |
| Current portion of long-term debt | -- | -- | -- | -- |
| Notes payable | -- | -- | 162 | 150 |
| Accounts payable | -- | -- | -- | -- |
| Accounts payable-related parties | -- | -- | -- | -- |
| Accrued interest | -- | -- | 5 | 5 |
| Accrued taxes | -- | 1 | -- | -- |
| Other | -- | -- | -- | -- |
| | ---- | ---- | ---- | ---- |
| | -- | 1 | 167 | 155 |
| | ---- | ---- | ---- | ---- |
| Non-current Liabilities | | | | |
| Postretirement benefits | -- | -- | -- | -- |
| Other | -- | -- | -- | -- |
| | ---- | ---- | ---- | ---- |
| | -- | -- | -- | -- |
| | ---- | ---- | ---- | ---- |
| Total Stockholders' Equity and Liabilities | \$ 12 | \$ 12 | \$174 | \$161 |
| | ===== | ===== | ===== | ===== |

A-57

CMMSG INVESTMENT CO II
 Consolidating Balance Sheet - Assets
 December 31, 2004
 (In Millions)

| | CMMSG Investment Company II | CMMSG Jorf Lasfar I LDC | CMMSG Jorf Lasfar II LDC | Jorf Lasfar Handelsbolag | Int com Elim ti |
|--|--------------------------------------|----------------------------------|-----------------------------------|--------------------------------|--------------------------|
| | ----- | ----- | ----- | ----- | ----- |
| Plant and Property (At Cost) | | | | | |
| Enterprises | \$-- | \$-- | \$-- | \$-- | \$-- |
| Less accumulated depreciation, depletion and amortization | -- | -- | -- | -- | -- |
| | ---- | ---- | ---- | ---- | ---- |
| Construction work-in-progress | -- | -- | -- | -- | -- |
| | ---- | ---- | ---- | ---- | ---- |
| Construction work-in-progress | -- | -- | -- | -- | -- |
| | ---- | ---- | ---- | ---- | ---- |
| Investments | | | | | |
| Associated companies | 2 | 2 | 2 | -- | (|
| Enterprises | -- | -- | -- | 12 | -- |
| | ---- | ---- | ---- | ---- | ---- |
| | 2 | 2 | 2 | 12 | (|
| | ---- | ---- | ---- | ---- | ---- |
| Current Assets | | | | | |
| Cash and cash equivalents | -- | -- | -- | -- | -- |
| Restricted cash | -- | -- | -- | -- | -- |
| Accounts/notes receivable | -- | -- | -- | -- | -- |
| Accounts/notes receivable-related parties | 38 | -- | -- | 2 | -- |
| Materials and supplies | -- | -- | -- | -- | -- |
| Generating plant fuel stock | -- | -- | -- | -- | -- |

Edgar Filing: CMS ENERGY CORP - Form U-3A-2/A

| | | | | | |
|----------------------------------|------|------|------|------|------|
| Prepayments and other | -- | -- | -- | -- | -- |
| | --- | --- | --- | --- | --- |
| | 38 | -- | -- | 2 | -- |
| | --- | --- | --- | --- | --- |
| Non-current Assets | | | | | |
| Goodwill | -- | -- | -- | -- | -- |
| Notes receivable-related parties | -- | -- | -- | -- | -- |
| Notes receivable | -- | -- | -- | -- | -- |
| Deferred income taxes | -- | -- | -- | -- | -- |
| Other | -- | -- | -- | -- | -- |
| | --- | --- | --- | --- | --- |
| | -- | -- | -- | -- | -- |
| | --- | --- | --- | --- | --- |
| Total Assets | \$40 | \$ 2 | \$ 2 | \$14 | \$ (|
| | === | === | === | === | === |

A-58

CMMSG INVESTMENT CO II
 Consolidating Balance Sheet - Equity and Liabilities
 December 31, 2004
 (In Millions)

| | CMMSG Investment Company II | CMMSG Jorf Lasfar I LDC | CMMSG Jorf Lasfar II LDC | Jorf Lasfar Handelsbolag | Inter compa Elimin tion |
|-----------------------------------|--------------------------------------|----------------------------------|-----------------------------------|--------------------------------|----------------------------------|
| | ----- | ----- | ----- | ----- | ----- |
| Capitalization | | | | | |
| Common Stockholders' Equity | | | | | |
| Common stock | \$-- | \$ -- | \$ -- | \$-- | \$ -- |
| Other paid-in-capital | 2 | (64) | 91 | 6 | (33 |
| Other comprehensive income (loss) | -- | -- | -- | -- | -- |
| Retained earnings (deficit) | 4 | 66 | (89) | (3) | 26 |
| | --- | --- | --- | --- | --- |
| | 6 | 2 | 2 | 3 | (7 |
| Long-term debt | -- | -- | -- | -- | -- |
| Long-term debt-related parties | -- | -- | -- | -- | -- |
| | --- | --- | --- | --- | --- |
| | 6 | 2 | 2 | 3 | (7 |
| | --- | --- | --- | --- | --- |
| Minority Interests | -- | -- | -- | -- | 1 |
| | --- | --- | --- | --- | --- |
| Current Liabilities | | | | | |
| Current portion of long-term debt | -- | -- | -- | -- | -- |
| Notes payable | 34 | -- | -- | 11 | -- |
| Accounts payable | -- | -- | -- | -- | -- |
| Accounts payable-related parties | -- | -- | -- | -- | -- |
| Accrued interest | -- | -- | -- | -- | -- |
| Accrued taxes | -- | -- | -- | -- | -- |
| Other | -- | -- | -- | -- | -- |
| | --- | --- | --- | --- | --- |
| | 34 | -- | -- | 11 | -- |
| | --- | --- | --- | --- | --- |
| Non-current Liabilities | | | | | |

Edgar Filing: CMS ENERGY CORP - Form U-3A-2/A

| | | | | | |
|--|------|------|------|------|--------|
| Postretirement benefits | -- | -- | -- | -- | -- |
| Other | -- | -- | -- | -- | -- |
| | ---- | ---- | ---- | ---- | ---- |
| Other | -- | -- | -- | -- | -- |
| | ---- | ---- | ---- | ---- | ---- |
| Total Stockholders' Equity and Liabilities | \$40 | \$ 2 | \$ 2 | \$14 | \$ (6) |
| | ==== | ==== | ==== | ==== | ==== |

A-59

CMSG INVESTMENT CO VI
Consolidating Balance Sheet - Assets
December 31, 2004
(In Millions)

| | CMSG Investment Company VI (8) | CMS Takoradi Invest. Co. Consol. | Inter- company Elimina- tions | CMSG Investment Co. VI Consol. |
|--|---|---|--|---|
| | ----- | ----- | ----- | ----- |
| Plant and Property (At Cost) | | | | |
| Enterprises | \$ -- | \$ 3 | \$ -- | \$ 3 |
| Less accumulated depreciation, depletion and amortization | -- | -- | -- | -- |
| | ---- | ---- | ---- | ---- |
| | -- | 3 | -- | 3 |
| Construction work-in-progress | -- | -- | -- | -- |
| | ---- | ---- | ---- | ---- |
| | -- | 3 | -- | 3 |
| | ---- | ---- | ---- | ---- |
| Investments | | | | |
| Associated companies | 114 | -- | (114) | -- |
| Enterprises | -- | -- | -- | -- |
| | ---- | ---- | ---- | ---- |
| | 114 | -- | (114) | -- |
| | ---- | ---- | ---- | ---- |
| Current Assets | | | | |
| Cash and cash equivalents | 6 | 18 | -- | 24 |
| Restricted cash | -- | -- | -- | -- |
| Accounts/notes receivable | -- | 9 | -- | 9 |
| Accounts/notes receivable-related parties | 1 | 1 | -- | 2 |
| Materials and supplies | -- | 8 | -- | 8 |
| Generating plant fuel stock | -- | -- | -- | -- |
| Prepayments and other | -- | 1 | -- | 1 |
| | ---- | ---- | ---- | ---- |
| | 7 | 37 | -- | 44 |
| | ---- | ---- | ---- | ---- |
| Non-current Assets | | | | |
| Goodwill | -- | -- | -- | -- |
| Notes receivable-related parties | 56 | -- | -- | 56 |
| Notes receivable | -- | 106 | -- | 106 |
| Deferred income taxes | -- | (11) | -- | (11) |
| Other | -- | -- | -- | -- |
| | ---- | ---- | ---- | ---- |
| | 56 | 95 | -- | 151 |

Edgar Filing: CMS ENERGY CORP - Form U-3A-2/A

| | | | | |
|--------------|-------------------------|-------------------------|---------------------------|-------------------------|
| Total Assets | ----- \$177 ===== | ----- \$135 ===== | ----- \$(114) ===== | ----- \$198 ===== |
|--------------|-------------------------|-------------------------|---------------------------|-------------------------|

(8) Represents CMSG Investment Company VI with CMS Takoradi Investment Company included on the equity method of accounting.

A-60

CMSG INVESTMENT CO VI
Consolidating Balance Sheet - Equity and Liabilities
December 31, 2004
(In Millions)

| | CMSG Investment Company VI (8) | CMS Takoradi Invest. Co. Consol. | Inter- company Elimina- tions | CMSG Investment Co. VI Consol. |
|--|---|---|--|---|
| | ----- | ----- | ----- | ----- |
| Capitalization | | | | |
| Common Stockholders' Equity | | | | |
| Common stock | \$ -- | \$ -- | \$ -- | \$ -- |
| Other paid-in-capital | 115 | 99 | (99) | 115 |
| Other comprehensive income (loss) | -- | -- | -- | -- |
| Retained earnings (deficit) | 62 | 15 | (15) | 62 |
| | ----- | ----- | ----- | ----- |
| | 177 | 114 | (114) | 177 |
| Long-term debt | -- | -- | -- | -- |
| Long-term debt-related parties | -- | -- | -- | -- |
| | ----- | ----- | ----- | ----- |
| | 177 | 114 | (114) | 177 |
| | ----- | ----- | ----- | ----- |
| Minority Interests | -- | 13 | -- | 13 |
| | ----- | ----- | ----- | ----- |
| Current Liabilities | | | | |
| Current portion of long-term debt | -- | -- | -- | -- |
| Notes payable | -- | -- | -- | -- |
| Accounts payable | -- | 3 | -- | 3 |
| Accounts payable-related parties | -- | -- | -- | -- |
| Accrued interest | -- | -- | -- | -- |
| Accrued taxes | -- | 3 | -- | 3 |
| Other | -- | 2 | -- | 2 |
| | ----- | ----- | ----- | ----- |
| | -- | 8 | -- | 8 |
| | ----- | ----- | ----- | ----- |
| Non-current Liabilities | | | | |
| Postretirement benefits | -- | -- | -- | -- |
| Other | -- | -- | -- | -- |
| | ----- | ----- | ----- | ----- |
| | -- | -- | -- | -- |
| | ----- | ----- | ----- | ----- |
| Total Stockholders' Equity and Liabilities | \$177 ===== | \$135 ===== | \$(114) ===== | \$198 ===== |

Edgar Filing: CMS ENERGY CORP - Form U-3A-2/A

(8) Represents CMS Investment Company VI with CMSG Takoradi Investment Company included on the equity method of accounting.

A-61

CMS TAKORADI INVESTMENT CO.
Consolidating Balance Sheet - Assets
December 31, 2004
(In Millions)

| | CMS Takoradi Investment Company ----- | CMS Takoradi Investment Company II ----- | Takoradi International Company ----- | Inter- company Elimina- tions ----- |
|--|---|--|---|---|
| Plant and Property (At Cost) | | | | |
| Enterprises | \$ -- | \$ -- | \$ 3 | \$ -- |
| Less accumulated depreciation, depletion and amortization | -- | -- | -- | -- |
| | ----- | ----- | ----- | ----- |
| | -- | -- | 3 | -- |
| Construction work-in-progress | -- | -- | -- | -- |
| | ----- | ----- | ----- | ----- |
| | -- | -- | 3 | -- |
| | ----- | ----- | ----- | ----- |
| Investments | | | | |
| Associated companies | 114 | 114 | -- | (228) |
| Enterprises | -- | -- | -- | -- |
| | ----- | ----- | ----- | ----- |
| | 114 | 114 | -- | (228) |
| | ----- | ----- | ----- | ----- |
| Current Assets | | | | |
| Cash and cash equivalents | -- | -- | 18 | -- |
| Restricted cash | -- | -- | -- | -- |
| Accounts/notes receivable | -- | -- | 9 | -- |
| Accounts/notes receivable-related parties | -- | -- | 1 | -- |
| Materials and supplies | -- | -- | 8 | -- |
| Generating plant fuel stock | -- | -- | -- | -- |
| Prepayments and other | -- | -- | 1 | -- |
| | ----- | ----- | ----- | ----- |
| | -- | -- | 37 | -- |
| | ----- | ----- | ----- | ----- |
| Non-current Assets | | | | |
| Goodwill | -- | -- | -- | -- |
| Notes receivable-related parties | -- | -- | -- | -- |
| Notes receivable | -- | -- | 106 | -- |
| Deferred income taxes | -- | -- | (11) | -- |
| Other | -- | -- | 97 | (97) |
| | ----- | ----- | ----- | ----- |
| | -- | -- | 192 | (97) |
| | ----- | ----- | ----- | ----- |
| Total Assets | \$114 | \$114 | \$232 | \$ (325) |
| | ===== | ===== | ===== | ===== |

Edgar Filing: CMS ENERGY CORP - Form U-3A-2/A

A-62

CMS TAKORADI INVESTMENT CO.
 Consolidating Balance Sheet - Equity and Liabilities
 December 31, 2004
 (In Millions)

| | CMS Takoradi Investment Company ----- | CMS Takoradi Investment Company II ----- | Takoradi International Company ----- | Inter- company Elimina- tions ----- |
|--|---|--|---|---|
| Capitalization | | | | |
| Common Stockholders' Equity | | | | |
| Common stock | \$ -- | \$ -- | \$ -- | \$ -- |
| Other paid-in-capital | 99 | 99 | 110 | (209) |
| Other comprehensive income (loss) | -- | -- | -- | -- |
| Retained earnings (deficit) | 15 | 15 | 17 | (32) |
| | ----- | ----- | ----- | ----- |
| | 114 | 114 | 127 | (241) |
| Long-term debt | -- | -- | -- | -- |
| Long-term debt-related parties | -- | -- | -- | -- |
| | ----- | ----- | ----- | ----- |
| | 114 | 114 | 127 | (241) |
| | ----- | ----- | ----- | ----- |
| Minority Interests | -- | -- | -- | 13 |
| | ----- | ----- | ----- | ----- |
| Current Liabilities | | | | |
| Current portion of long-term debt | -- | -- | -- | -- |
| Notes payable | -- | -- | -- | -- |
| Accounts payable | -- | -- | 3 | -- |
| Accounts payable-related parties | -- | -- | -- | -- |
| Accrued interest | -- | -- | -- | -- |
| Accrued taxes | -- | -- | 3 | -- |
| Other | -- | -- | 2 | -- |
| | ----- | ----- | ----- | ----- |
| | -- | -- | 8 | -- |
| | ----- | ----- | ----- | ----- |
| Non-current Liabilities | | | | |
| Postretirement benefits | -- | -- | -- | -- |
| Other | -- | -- | 97 | (97) |
| | ----- | ----- | ----- | ----- |
| | -- | -- | 97 | (97) |
| | ----- | ----- | ----- | ----- |
| Total Stockholders' Equity and Liabilities | \$114 | \$114 | \$232 | \$(325) |
| | ===== | ===== | ===== | ===== |

A-63

CMSG INVESTMENT CO VII
 Consolidating Balance Sheet - Assets
 December 31, 2004

Edgar Filing: CMS ENERGY CORP - Form U-3A-2/A

(In Millions)

| | CMSG Investment Company VII ----- | CMSG Taweelah Limited ----- | Shuweihat Limited Partnership ----- | Shuweihat O&M Limited Partnership ----- |
|--|---|--------------------------------------|--|---|
| Plant and Property (At Cost) | | | | |
| Enterprises | \$ -- | \$-- | \$-- | \$-- |
| Less accumulated depreciation, depletion and amortization | -- | -- | -- | -- |
| | ---- | ---- | ---- | ---- |
| Construction work-in-progress | -- | -- | -- | -- |
| | ---- | ---- | ---- | ---- |
| Investments | | | | |
| Associated companies | 97 | -- | -- | -- |
| Enterprises | -- | 60 | 35 | 2 |
| | ---- | ---- | ---- | ---- |
| | 97 | 60 | 35 | 2 |
| | ---- | ---- | ---- | ---- |
| Current Assets | | | | |
| Cash and cash equivalents | 14 | -- | -- | -- |
| Restricted cash | -- | -- | -- | -- |
| Accounts/notes receivable | -- | -- | -- | -- |
| Accounts/notes receivable-related parties | -- | -- | -- | -- |
| Materials and supplies | -- | -- | -- | -- |
| Generating plant fuel stock | -- | -- | -- | -- |
| Prepayments and other | -- | -- | -- | -- |
| | ---- | ---- | ---- | ---- |
| | 14 | -- | -- | -- |
| | ---- | ---- | ---- | ---- |
| Non-current Assets | | | | |
| Goodwill | -- | -- | -- | -- |
| Notes receivable-related parties | -- | -- | -- | -- |
| Notes receivable | -- | -- | -- | -- |
| Deferred income taxes | -- | -- | -- | -- |
| Other | -- | -- | -- | -- |
| | ---- | ---- | ---- | ---- |
| | -- | -- | -- | -- |
| | ---- | ---- | ---- | ---- |
| Total Assets | \$111 | \$60 | \$35 | \$ 2 |
| | ===== | ==== | ==== | ==== |

A-64

CMSG INVESTMENT CO VII
Consolidating Balance Sheet - Equity and Liabilities
December 31, 2004
(In Millions)

Edgar Filing: CMS ENERGY CORP - Form U-3A-2/A

| | CMSSG Investment Company VII ----- | CMSSG Taweelah Limited ----- | Shuweihat Limited Partnership ----- | Shuweihat O&M Limited Partnership ----- |
|--|--|---------------------------------------|--|---|
| Capitalization | | | | |
| Common Stockholders' Equity | | | | |
| Common stock | \$ -- | \$ -- | \$ -- | \$-- |
| Other paid-in-capital | 12 | 75 | 70 | -- |
| Other comprehensive income (loss) | (28) | -- | (28) | -- |
| Retained earnings (deficit) | -- | (15) | (7) | 2 |
| | ----- | ----- | ----- | ----- |
| | (16) | 60 | 35 | 2 |
| Long-term debt | -- | -- | -- | -- |
| Long-term debt-related parties | 126 | -- | -- | -- |
| | ----- | ----- | ----- | ----- |
| | 110 | 60 | 35 | 2 |
| | ----- | ----- | ----- | ----- |
| Minority Interests | -- | -- | -- | -- |
| | ----- | ----- | ----- | ----- |
| Current Liabilities | | | | |
| Current portion of long-term debt | -- | -- | -- | -- |
| Notes payable | -- | -- | -- | -- |
| Accounts payable | -- | -- | -- | -- |
| Accounts payable-related parties | -- | -- | -- | -- |
| Accrued interest | 1 | -- | -- | -- |
| Accrued taxes | -- | -- | -- | -- |
| Other | -- | -- | -- | -- |
| | ----- | ----- | ----- | ----- |
| | 1 | -- | -- | -- |
| | ----- | ----- | ----- | ----- |
| Non-current Liabilities | | | | |
| Postretirement benefits | -- | -- | -- | -- |
| Other | -- | -- | -- | -- |
| | ----- | ----- | ----- | ----- |
| | -- | -- | -- | -- |
| | ----- | ----- | ----- | ----- |
| Total Stockholders' Equity and Liabilities | \$111 | \$ 60 | \$ 35 | \$ 2 |
| | ===== | ===== | ===== | ===== |

A-65

HYDRA-CO ENTERPRISES, INC.
Consolidating Balance Sheet - Assets
December 31, 2004
(In Millions)

| | HYDRA-CO Enterprises, Inc. (9) ----- | CMSSG Operating Company II ----- | CMSSG Stratton Company ----- | HCE Rockport Diesel, Inc. ----- | I E |
|------------------------------|---|--|---------------------------------------|---|--------|
| Plant and Property (At Cost) | | | | | |

Edgar Filing: CMS ENERGY CORP - Form U-3A-2/A

| | | | | |
|--|------|------|------|------|
| Enterprises | \$-- | \$-- | \$-- | \$-- |
| Less accumulated depreciation, depletion and amortization | -- | -- | -- | -- |
| | --- | --- | --- | --- |
| Construction work-in-progress | -- | -- | -- | -- |
| | --- | --- | --- | --- |
| | -- | -- | -- | -- |
| | --- | --- | --- | --- |
| Investments | | | | |
| Associated companies | 36 | -- | -- | -- |
| Enterprises | 12 | -- | -- | 26 |
| | --- | --- | --- | --- |
| | 48 | -- | -- | 26 |
| | --- | --- | --- | --- |
| Current Assets | | | | |
| Cash and cash equivalents | -- | -- | -- | -- |
| Restricted cash | -- | -- | -- | -- |
| Accounts/notes receivable | -- | -- | -- | -- |
| Accounts/notes receivable-related parties | 3 | 2 | -- | 4 |
| Materials and supplies | -- | -- | -- | -- |
| Generating plant fuel stock | -- | -- | -- | -- |
| Prepayments and other | -- | -- | -- | 1 |
| | --- | --- | --- | --- |
| | 3 | 2 | -- | 5 |
| | --- | --- | --- | --- |
| Non-current Assets | | | | |
| Goodwill | -- | 1 | -- | -- |
| Notes receivable-related parties | -- | -- | -- | -- |
| Notes receivable | -- | -- | -- | -- |
| Deferred income taxes | 2 | (1) | 5 | (3) |
| Other | -- | -- | -- | -- |
| | --- | --- | --- | --- |
| | 2 | -- | 5 | (3) |
| | --- | --- | --- | --- |
| Total Assets | \$53 | \$ 2 | \$ 5 | \$28 |
| | === | === | === | === |

(9) Represents HYDRA-CO Enterprises, Inc., HCE-Biopower, Inc., HCO-Jamaica, Inc., HCE-Jamaica Development, Inc. and New Bern Energy Recovery, Inc. consolidated.

A-66

HYDRA-CO ENTERPRISES, INC.
Consolidating Balance Sheet - Equity and Liabilities
December 31, 2004
(In Millions)

| | HYDRA-CO Enterprises, Inc. (9) | CMSC Operating Company II | CMSC Stratton Company | HCE Rockport Diesel, Inc. | Int co Eli t |
|----------------|--------------------------------------|------------------------------------|-----------------------------|------------------------------------|-----------------------|
| | ----- | ----- | ----- | ----- | ----- |
| Capitalization | | | | | |

Edgar Filing: CMS ENERGY CORP - Form U-3A-2/A

| | | | | | |
|--|-------|------|-------|------|-------|
| Common Stockholders' Equity | | | | | |
| Common stock | \$ -- | \$-- | \$ -- | \$-- | \$ |
| Other paid-in-capital | 202 | 2 | 20 | 19 | |
| Other comprehensive income (loss) | -- | -- | -- | -- | |
| Retained earnings (deficit) | (154) | -- | (15) | 9 | |
| | ----- | ---- | ----- | ---- | |
| | 48 | 2 | 5 | 28 | |
| Long-term debt | -- | -- | -- | -- | |
| Long-term debt-related parties | -- | -- | -- | -- | |
| | ----- | ---- | ----- | ---- | |
| | 48 | 2 | 5 | 28 | |
| Minority Interests | -- | -- | -- | -- | |
| | ----- | ---- | ----- | ---- | |
| Current Liabilities | | | | | |
| Current portion of long-term debt | -- | -- | -- | -- | |
| Notes payable | -- | -- | -- | -- | |
| Accounts payable | -- | -- | -- | -- | |
| Accounts payable-related parties | -- | -- | -- | -- | |
| Accrued interest | -- | -- | -- | -- | |
| Accrued taxes | 5 | -- | -- | -- | |
| Other | -- | -- | -- | -- | |
| | ----- | ---- | ----- | ---- | |
| | 5 | -- | -- | -- | |
| Non-current Liabilities | | | | | |
| Postretirement benefits | -- | -- | -- | -- | |
| Other | -- | -- | -- | -- | |
| | ----- | ---- | ----- | ---- | |
| | -- | -- | -- | -- | |
| | ----- | ---- | ----- | ---- | |
| Total Stockholders' Equity and Liabilities | \$ 53 | \$ 2 | \$ 5 | \$28 | \$ |
| | ===== | ==== | ===== | ==== | ===== |

(9) Represents HYDRA-CO Enterprises, Inc., HCE-Biopower, Inc., HCO-Jamaica, Inc., HCE-Jamaica Development, Inc. and New Bern Energy Recovery, Inc. consolidated.

A-67

CMS GAS TRANSMISSION COMPANY
 Consolidating Balance Sheet - Assets
 December 31, 2004
 (In Millions)

| | CMS Gas Transmission Company (10) | CMS Energy Invest. LLC Consol. | CMS Gas Argentina Company | Inter- company Elimina- tions |
|------------------------------|--|---|---------------------------------|--|
| | ----- | ----- | ----- | ----- |
| Plant and Property (At Cost) | | | | |
| Enterprises | \$ 1 | \$118 | \$-- | \$ -- |
| Other | -- | -- | -- | -- |
| | ----- | ----- | ----- | ----- |
| | 1 | 118 | -- | -- |

Edgar Filing: CMS ENERGY CORP - Form U-3A-2/A

| | | | | |
|--|-------|-------|-------|---------|
| Less accumulated depreciation, depletion and amortization | -- | 49 | -- | -- |
| | ---- | ---- | ---- | ----- |
| | 1 | 69 | -- | -- |
| Construction work-in-progress | -- | -- | -- | -- |
| | ---- | ---- | ---- | ----- |
| | 1 | 69 | -- | -- |
| | ---- | ---- | ---- | ----- |
| Investments | | | | |
| Associated companies | 332 | -- | -- | (119) |
| Enterprises | -- | -- | -- | -- |
| | ---- | ---- | ---- | ----- |
| | 332 | -- | -- | (119) |
| | ---- | ---- | ---- | ----- |
| Current Assets | | | | |
| Cash and cash equivalents | -- | 18 | 1 | -- |
| Restricted cash | -- | 7 | -- | -- |
| Accounts/notes receivable | 1 | 3 | -- | -- |
| Accounts/notes receivable-related parties | 1 | 1 | -- | (1) |
| Gas in underground storage | 1 | -- | -- | -- |
| Materials and supplies | -- | 1 | -- | -- |
| Prepayments and other | -- | -- | -- | -- |
| | ---- | ---- | ---- | ----- |
| | 3 | 30 | 1 | (1) |
| | ---- | ---- | ---- | ----- |
| Non-current Assets | | | | |
| Notes receivable-related parties | 15 | 26 | 8 | -- |
| Notes receivable | -- | 17 | -- | -- |
| Deferred income taxes | 153 | -- | -- | (17) |
| Other | 7 | 1 | -- | -- |
| | ---- | ---- | ---- | ----- |
| | 175 | 44 | 8 | (17) |
| | ---- | ---- | ---- | ----- |
| Total Assets | \$511 | \$143 | \$ 9 | \$(137) |
| | ===== | ===== | ===== | ===== |

(10) Represents CMS Gas Transmission Company with CMS Energy Investment LLC included on the equity method of accounting.

A-68

CMS GAS TRANSMISSION COMPANY
Consolidating Balance Sheet - Equity and Liabilities
December 31, 2004
(In Millions)

| | CMS Gas Transmission Company (10) | CMS Energy Invest. LLC Consol. | CMS Gas Argentina Company | Inter- company Elimina- tions |
|-----------------------------------|--|---|---------------------------------|--|
| | ----- | ----- | ----- | ----- |
| Capitalization | | | | |
| Common Stockholders' Equity | | | | |
| Common stock | \$ -- | \$ -- | \$ 4 | \$ (4) |
| Other paid-in-capital | 1,312 | 222 | 164 | (395) |
| Other comprehensive income (loss) | (158) | (1) | (211) | 212 |

Edgar Filing: CMS ENERGY CORP - Form U-3A-2/A

| | | | | |
|--|--------|--------|-------|----------|
| Retained earnings (deficit) | (781) | (110) | 51 | 68 |
| | ----- | ----- | ----- | ----- |
| | 373 | 111 | 8 | (119) |
| Preferred stock | -- | 11 | -- | -- |
| Long-term debt | -- | 1 | -- | -- |
| | ----- | ----- | ----- | ----- |
| | 373 | 123 | 8 | (119) |
| | ----- | ----- | ----- | ----- |
| Minority Interests | -- | 1 | -- | -- |
| | ----- | ----- | ----- | ----- |
| Current Liabilities | | | | |
| Current portion of long-term debt | -- | 1 | -- | -- |
| Notes payable | 112 | -- | -- | -- |
| Accounts payable | -- | 2 | -- | -- |
| Accounts payable-related parties | -- | 1 | 1 | (1) |
| Accrued interest | -- | -- | -- | -- |
| Accrued taxes | (5) | -- | -- | (17) |
| Other | 4 | 1 | -- | -- |
| | ----- | ----- | ----- | ----- |
| | 111 | 5 | 1 | (18) |
| | ----- | ----- | ----- | ----- |
| Non-current Liabilities | | | | |
| Postretirement benefits | 23 | -- | -- | -- |
| Asset retirement obligation | 1 | 1 | -- | -- |
| Other | 3 | 13 | -- | -- |
| | ----- | ----- | ----- | ----- |
| | 27 | 14 | -- | -- |
| | ----- | ----- | ----- | ----- |
| Total Stockholders' Equity and Liabilities | \$ 511 | \$ 143 | \$ 9 | \$ (137) |
| | ===== | ===== | ===== | ===== |

(10) Represents CMS Gas Transmission Company and CMS Saginaw Bay Lateral Company consolidated with CMS Energy Investment LLC included on the equity method of accounting.

A-69

CMS ENERGY INVESTMENT LLC
 Consolidating Balance Sheet - Assets
 December 31, 2004
 (In Millions)

| | CMS Energy Investment LLC | CMS Antrim Gas LLC | CMS Bay Area Pipeline LLC | CMS Grand Lacs LLC | CMS Jackson LLC | C Litch L |
|--|------------------------------------|-----------------------------|------------------------------------|-----------------------------|-----------------------|-----------------|
| | ----- | ----- | ----- | ----- | ----- | ----- |
| Plant and Property (At Cost) | | | | | | |
| Enterprises | \$ -- | \$55 | \$24 | \$29 | \$10 | \$ |
| Other | -- | -- | -- | -- | -- | -- |
| | ----- | ----- | ----- | ----- | ----- | ----- |
| | -- | 55 | 24 | 29 | 10 | -- |
| | ----- | ----- | ----- | ----- | ----- | ----- |
| Less accumulated depreciation, depletion and amortization | -- | 26 | 6 | 13 | 4 | -- |
| | ----- | ----- | ----- | ----- | ----- | ----- |
| | -- | 29 | 18 | 16 | 6 | -- |

Edgar Filing: CMS ENERGY CORP - Form U-3A-2/A

| | | | | | |
|---|-------|-------|-------|-------|-------|
| Construction work-in-progress | -- | -- | -- | -- | -- |
| | ---- | ---- | ---- | ---- | ---- |
| | -- | 29 | 18 | 16 | 6 |
| | ---- | ---- | ---- | ---- | ---- |
| Investments | | | | | |
| Associated companies | 78 | -- | -- | -- | -- |
| Enterprises | -- | -- | -- | -- | -- |
| | ---- | ---- | ---- | ---- | ---- |
| | 78 | -- | -- | -- | -- |
| | ---- | ---- | ---- | ---- | ---- |
| Current Assets | | | | | |
| Cash and cash equivalents | 18 | -- | -- | -- | -- |
| Restricted cash | 7 | -- | -- | -- | -- |
| Accounts/notes receivable | -- | 1 | -- | -- | 1 |
| Accounts/notes receivable-related parties | -- | 2 | 1 | 1 | -- |
| Gas in underground storage | -- | -- | -- | -- | -- |
| Materials and supplies | -- | 1 | -- | -- | -- |
| Prepayments and other | -- | -- | -- | -- | -- |
| | ---- | ---- | ---- | ---- | ---- |
| | 25 | 4 | 1 | 1 | 1 |
| | ---- | ---- | ---- | ---- | ---- |
| Non-current Assets | | | | | |
| Notes receivable-related parties | 26 | -- | -- | -- | -- |
| Notes receivable | -- | -- | -- | -- | -- |
| Deferred income taxes | -- | -- | -- | -- | -- |
| Other | -- | -- | -- | -- | 1 |
| | ---- | ---- | ---- | ---- | ---- |
| | 26 | -- | -- | -- | 1 |
| | ---- | ---- | ---- | ---- | ---- |
| Total Assets | \$129 | \$33 | \$19 | \$17 | \$ 8 |
| | ===== | ===== | ===== | ===== | ===== |

A-70

CMS ENERGY INVESTMENT LLC
 Consolidating Balance Sheet - Equity and Liabilities
 December 31, 2004
 (In Millions)

| | CMS Energy Investment LLC (11) | CMS Antrim Gas LLC | CMS Bay Area Pipeline LLC | CMS Grand Lacs LLC | CMS Jackson LLC |
|-----------------------------------|---|-----------------------------|------------------------------------|-----------------------------|-----------------------|
| | ----- | ----- | ----- | ----- | ----- |
| Capitalization | | | | | |
| Common Stockholders' Equity | | | | | |
| Common stock | \$ -- | \$-- | \$-- | \$ -- | \$-- |
| Other paid-in-capital | 222 | 33 | 27 | 31 | 5 |
| Other comprehensive income (loss) | (1) | -- | -- | -- | -- |
| Retained earnings (deficit) | (110) | (1) | (8) | (14) | (1) |
| | ----- | ----- | ----- | ----- | ----- |
| | 111 | 32 | 19 | 17 | 4 |
| Preferred stock | 11 | -- | -- | -- | -- |
| Long-term debt | -- | -- | -- | -- | 1 |
| | ----- | ----- | ----- | ----- | ----- |

Edgar Filing: CMS ENERGY CORP - Form U-3A-2/A

| | | | | | |
|--|--------|------|------|-------|------|
| | 122 | 32 | 19 | 17 | 5 |
| | ----- | --- | --- | ---- | --- |
| Minority Interests | -- | -- | -- | -- | 1 |
| | ----- | --- | --- | ---- | --- |
| Current Liabilities | | | | | |
| Current portion of long-term debt | -- | -- | -- | -- | 1 |
| Notes payable | 3 | -- | -- | -- | -- |
| Accounts payable | 2 | -- | -- | -- | -- |
| Accounts payable-related parties | 1 | -- | -- | -- | -- |
| Accrued interest | -- | -- | -- | -- | -- |
| Accrued taxes | -- | -- | -- | -- | -- |
| Other | -- | -- | -- | -- | -- |
| | ----- | --- | --- | ---- | --- |
| | 6 | -- | -- | -- | 1 |
| | ----- | --- | --- | ---- | --- |
| Non-current Liabilities | | | | | |
| Postretirement benefits | -- | -- | -- | -- | -- |
| Asset retirement obligation | -- | 1 | -- | -- | -- |
| Other | 1 | -- | -- | -- | 1 |
| | ----- | --- | --- | ---- | --- |
| | 1 | 1 | -- | -- | 1 |
| | ----- | --- | --- | ---- | --- |
| Total Stockholders' Equity and Liabilities | \$ 129 | \$33 | \$19 | \$ 17 | \$ 8 |
| | ===== | === | === | ===== | === |

(11) Represents CMS Energy Investment LLC, Loy Yang Holdings No. 1-4 LLC and CMSG Investment Company I included on the equity method of accounting.

A-71

CMS INT'L VENTURES LLC
Consolidating Balance Sheet - Assets
December 31, 2004
(In Millions)

| | CMS Int'l Ventures LLC (12) | CMS Operating SRL Consol. | CMSG Invest. Co. III Consol. | CMS Electric & LLC Consol. |
|--|-----------------------------------|------------------------------------|---------------------------------------|-------------------------------------|
| | ----- | ----- | ----- | ----- |
| Plant and Property (At Cost) | | | | |
| Enterprises | \$ -- | \$114 | \$ 3 | \$257 |
| Other | -- | -- | -- | -- |
| | ----- | ----- | ----- | ----- |
| | -- | 114 | 3 | 257 |
| Less accumulated depreciation, depletion and amortization | -- | 41 | -- | 206 |
| | ----- | ----- | ----- | ----- |
| | -- | 73 | 3 | 51 |
| Construction work-in-progress | -- | -- | -- | 12 |
| | ----- | ----- | ----- | ----- |
| | -- | 73 | 3 | 63 |
| | ----- | ----- | ----- | ----- |
| Investments | | | | |
| Associated companies | 492 | -- | -- | -- |

Edgar Filing: CMS ENERGY CORP - Form U-3A-2/A

| | | | | |
|---|-------|-------|-------|-------|
| Enterprises | 7 | 8 | 52 | 13 |
| | ---- | ---- | ---- | ---- |
| | 499 | 8 | 52 | 13 |
| | ---- | ---- | ---- | ---- |
| Current Assets | | | | |
| Cash and cash equivalents | -- | 40 | 5 | 17 |
| Restricted cash | -- | -- | -- | 2 |
| Accounts/notes receivable | -- | 20 | 1 | 42 |
| Accounts/notes receivable-related parties | 31 | -- | 7 | 3 |
| Materials and supplies | -- | 4 | -- | 5 |
| Generating plant fuel stock | -- | 1 | -- | -- |
| Prepayments and other | -- | 4 | (2) | 21 |
| | ---- | ---- | ---- | ---- |
| | 31 | 69 | 11 | 90 |
| | ---- | ---- | ---- | ---- |
| Non-current Assets | | | | |
| Goodwill | (5) | -- | 5 | 22 |
| Notes receivable-related parties | 69 | -- | 7 | -- |
| Notes receivable | -- | -- | -- | -- |
| Other | (2) | 19 | -- | 1 |
| | ---- | ---- | ---- | ---- |
| | 62 | 19 | 12 | 23 |
| | ---- | ---- | ---- | ---- |
| Total Assets | \$592 | \$169 | \$78 | \$189 |
| | ===== | ===== | ===== | ===== |

(Continued on Following Page)

A-72

CMS INT'L VENTURES LLC
 Consolidating Balance Sheet - Assets
 December 31, 2004
 (In Millions)
 (Continued from Previous Page)

| | CMS Int'l Ventures LLC Branch | CMS International Finan. Svcs. Company | Inter- company Elimina- tions | CMS In- Ventu LLC Conso |
|--|--|---|--|----------------------------------|
| | ----- | ----- | ----- | ----- |
| Plant and Property (At Cost) | | | | |
| Enterprises | \$16 | \$-- | \$ -- | \$39 |
| Other | -- | -- | -- | -- |
| | ---- | ---- | ---- | ---- |
| | 16 | -- | -- | 39 |
| Less accumulated depreciation, depletion and amortization | 1 | -- | -- | 24 |
| | ---- | ---- | ---- | ---- |
| | 15 | -- | -- | 14 |
| Construction work-in-progress | -- | -- | -- | 1 |
| | ---- | ---- | ---- | ---- |
| | 15 | -- | -- | 15 |
| | ---- | ---- | ---- | ---- |
| Investments | | | | |

Edgar Filing: CMS ENERGY CORP - Form U-3A-2/A

| | | | | |
|---|------|------|---------|-------|
| Associated companies | -- | -- | (555) | -- |
| Enterprises | -- | -- | -- | 25 |
| | --- | --- | ----- | --- |
| | -- | -- | (555) | 25 |
| | --- | --- | ----- | --- |
| Current Assets | | | | |
| Cash and cash equivalents | -- | 1 | -- | 6 |
| Restricted cash | -- | -- | -- | -- |
| Accounts/notes receivable | -- | -- | -- | 6 |
| Accounts/notes receivable-related parties | -- | -- | (8) | 4 |
| Materials and supplies | -- | -- | -- | -- |
| Generating plant fuel stock | -- | -- | -- | -- |
| Prepayments and other | -- | -- | -- | 2 |
| | --- | --- | ----- | --- |
| | -- | 1 | (8) | 20 |
| | --- | --- | ----- | --- |
| Non-current Assets | | | | |
| Goodwill | -- | -- | -- | 2 |
| Notes receivable-related parties | -- | -- | -- | 7 |
| Notes receivable | -- | -- | -- | -- |
| Other | 25 | -- | -- | 4 |
| | --- | --- | ----- | --- |
| | 25 | -- | -- | 14 |
| | --- | --- | ----- | --- |
| Total Assets | \$40 | \$ 1 | \$(563) | \$75 |
| | === | === | ===== | ===== |

(12) Represents CMS International Ventures LLC, CMS Generation SRL, CMS Luxembourg SARL and Valandrid BV consolidated with CMS Operating SRL, CMSG Investment Company III, CMS Electric & Gas LLC and CMS Gas Transmission del Sur Company included on the equity method of accounting.

A-73

CMS INT'L VENTURES LLC
 Consolidating Balance Sheet - Equity and Liabilities
 December 31, 2004
 (In Millions)

| | CMS Int'l Ventures LLC (12) | CMS Operating SRL Consol. | CMSG Invest. Co. III Consol. | CMS Electric & Gas LLC Consol. | CMS Electric & Gas LLC Consol. |
|-----------------------------------|-----------------------------------|------------------------------------|---------------------------------------|---|---|
| | ----- | ----- | ----- | ----- | ----- |
| Capitalization | | | | | |
| Common Stockholders' Equity | | | | | |
| Common stock | \$ -- | \$ 36 | \$-- | \$ -- | |
| Other paid-in-capital | 847 | 212 | 80 | 447 | |
| Other comprehensive income (loss) | (271) | (173) | (5) | (82) | |
| Retained earnings (deficit) | -- | 11 | (6) | (254) | |
| | ----- | ----- | ----- | ----- | |
| | 576 | 86 | 69 | 111 | |
| Long-term debt | -- | 26 | -- | 3 | |
| Long-term debt-related parties | 15 | 4 | -- | -- | |
| | ----- | ----- | ----- | ----- | |

Edgar Filing: CMS ENERGY CORP - Form U-3A-2/A

| | | | | |
|--|--------|--------|------|--------|
| | 591 | 116 | 69 | 114 |
| | ----- | ----- | --- | ----- |
| Minority Interests | -- | 1 | -- | 15 |
| | ----- | ----- | --- | ----- |
| Current Liabilities | | | | |
| Current portion of long-term debt | -- | 6 | -- | 3 |
| Notes payable | -- | -- | 8 | -- |
| Accounts payable | -- | 23 | -- | 14 |
| Accounts payable-related parties | -- | 8 | -- | 1 |
| Accrued interest | -- | 1 | -- | -- |
| Accrued taxes | -- | 6 | -- | 20 |
| Other | -- | -- | 1 | 6 |
| | ----- | ----- | --- | ----- |
| | -- | 44 | 9 | 44 |
| | ----- | ----- | --- | ----- |
| Non-current Liabilities | | | | |
| Postretirement benefits | 1 | -- | -- | 3 |
| Asset retirement obligations | -- | 1 | -- | -- |
| Deferred income taxes | -- | 3 | -- | -- |
| Other | -- | 4 | -- | 13 |
| | ----- | ----- | --- | ----- |
| | 1 | 8 | -- | 16 |
| | ----- | ----- | --- | ----- |
| Total Stockholders' Equity and Liabilities | \$ 592 | \$ 169 | \$78 | \$ 189 |
| | ===== | ===== | === | ===== |

(Continued on Following Page)

A-74

CMS INT'L VENTURES LLC
Consolidating Balance Sheet - Equity and Liabilities
December 31, 2004
(In Millions)
(Continued from Previous Page)

| | CMS Int'l Ventures LLC Branch | CMS Luxembourg SARL | Valandrid BV | CMS Internatio Finan. Sv Company |
|-----------------------------------|--|---------------------------|-----------------|---|
| | ----- | ----- | ----- | ----- |
| Capitalization | | | | |
| Common Stockholders' Equity | | | | |
| Common stock | \$-- | \$ 1 | \$ 11 | \$ 55 |
| Other paid-in-capital | 45 | 57 | 55 | (1) |
| Other comprehensive income (loss) | -- | -- | -- | -- |
| Retained earnings (deficit) | (5) | (58) | (66) | (53) |
| | ----- | ----- | ----- | ----- |
| | 40 | -- | -- | 1 |
| Long-term debt | -- | -- | -- | -- |
| Long-term debt-related parties | -- | -- | -- | -- |
| | ----- | ----- | ----- | ----- |
| | 40 | -- | -- | 1 |
| | ----- | ----- | ----- | ----- |

Edgar Filing: CMS ENERGY CORP - Form U-3A-2/A

| | | | | |
|--|------|-------|-------|-------|
| Minority Interests | -- | -- | -- | -- |
| | --- | ---- | ---- | ---- |
| Current Liabilities | | | | |
| Current portion of long-term debt | -- | -- | -- | -- |
| Notes payable | -- | -- | -- | -- |
| Accounts payable | -- | -- | -- | -- |
| Accounts payable-related parties | -- | -- | -- | -- |
| Accrued interest | -- | -- | -- | -- |
| Accrued taxes | -- | -- | -- | -- |
| Other | -- | -- | -- | -- |
| | --- | ---- | ---- | ---- |
| | -- | -- | -- | -- |
| | --- | ---- | ---- | ---- |
| Non-current Liabilities | | | | |
| Postretirement benefits | -- | -- | -- | -- |
| Asset retirement obligations | -- | -- | -- | -- |
| Deferred income taxes | -- | -- | -- | -- |
| Other | -- | -- | -- | -- |
| | --- | ---- | ---- | ---- |
| | -- | -- | -- | -- |
| | --- | ---- | ---- | ---- |
| Total Stockholders' Equity and Liabilities | \$40 | \$ -- | \$ -- | \$ 1 |
| | === | ==== | ==== | ===== |

(12) Represents CMS International Ventures LLC and Western Australia GT Company I consolidated with CMS Operating SRL, CMSG Investment Company III, CMS Electric & Gas LLC and CMS Gas Transmission del Sur Company included on the equity method of accounting.

A-75

CMS OPERATING SRL
Consolidating Balance Sheet - Assets
December 31, 2004
(In Millions)

| | CMS Operating SRL (13) | Centrales Termicas Mendoza SA | CMS Ensenada SA | Inter- Company Elimina- tions | Ope Co |
|--|------------------------------|-------------------------------------|-----------------------|--|-----------|
| | ----- | ----- | ----- | ----- | ----- |
| Plant and Property (At Cost) | | | | | |
| Enterprises | \$ 3 | \$79 | \$32 | \$ -- | |
| Other | -- | -- | -- | -- | |
| | --- | --- | --- | ---- | |
| | 3 | 79 | 32 | -- | |
| Less accumulated depreciation, depletion and amortization | 1 | 28 | 12 | -- | |
| | --- | --- | --- | ---- | |
| | 2 | 51 | 20 | -- | |
| Construction work-in-progress | -- | -- | -- | -- | |
| | --- | --- | --- | ---- | |
| | 2 | 51 | 20 | -- | |

Edgar Filing: CMS ENERGY CORP - Form U-3A-2/A

| | | | | |
|---|------|------|------|---------|
| Investments | --- | --- | --- | ---- |
| Associated companies | 59 | -- | -- | (59) |
| Enterprises | 8 | -- | -- | -- |
| | --- | --- | --- | ---- |
| | 67 | -- | -- | (59) |
| | --- | --- | --- | ---- |
| Current Assets | | | | |
| Cash and cash equivalents | 9 | 28 | 3 | -- |
| Accounts/notes receivable | -- | 12 | 8 | -- |
| Accounts/notes receivable-related parties | -- | -- | -- | -- |
| Materials and supplies | -- | 3 | 1 | -- |
| Generating plant fuel stock | -- | 1 | -- | -- |
| Prepayments and other | 2 | 2 | -- | -- |
| | --- | --- | --- | ---- |
| | 11 | 46 | 12 | -- |
| | --- | --- | --- | ---- |
| Non-current Assets | | | | |
| Goodwill | -- | -- | -- | -- |
| Notes receivable-related parties | -- | -- | -- | -- |
| Notes receivable | -- | -- | -- | -- |
| Other | 19 | -- | -- | -- |
| | --- | --- | --- | ---- |
| | 19 | -- | -- | -- |
| | --- | --- | --- | ---- |
| Total Assets | \$99 | \$97 | \$32 | \$ (59) |
| | === | === | === | ==== |

(13) Represents CMS Operating SRL and Cuyana SA de Inversiones consolidated.

A-76

CMS OPERATING SRL
 Consolidating Balance Sheet - Equity and Liabilities
 December 31, 2004
 (In Millions)

| | CMS Operating SRL (13) | Centrales Termicas Mendoza SA | CMS Ensenada SA | Inter- Company Elimina- tions | CM Opera SR Cons |
|-----------------------------------|------------------------------|-------------------------------------|-----------------------|--|---------------------------|
| | ----- | ----- | ----- | ----- | ----- |
| Capitalization | | | | | |
| Common Stockholders' Equity | | | | | |
| Common stock | \$ 36 | \$ 36 | \$ -- | \$ (36) | \$ |
| Other paid-in-capital | 212 | 139 | 39 | (178) | 2 |
| Other comprehensive income (loss) | (173) | (116) | (54) | 170 | (1) |
| Retained earnings (deficit) | 11 | 11 | 4 | (15) | |
| | ----- | ----- | ----- | ----- | ----- |
| | 86 | 70 | (11) | (59) | |
| Long-term debt | -- | -- | 26 | -- | |
| Long-term debt-related parties | -- | -- | 4 | -- | |
| | ----- | ----- | ----- | ----- | ----- |
| | 86 | 70 | 19 | (59) | 1 |
| | ----- | ----- | ----- | ----- | ----- |

Edgar Filing: CMS ENERGY CORP - Form U-3A-2/A

| | | | | | |
|--|-------|-------|-------|---------|-------|
| Minority Interests | -- | 1 | -- | -- | -- |
| | ----- | ----- | ----- | ----- | ----- |
| Current Liabilities | | | | | |
| Current portion of long-term debt | -- | -- | 6 | -- | -- |
| Notes payable | -- | -- | -- | -- | -- |
| Accounts payable | 1 | 17 | 5 | -- | -- |
| Accounts payable-related parties | 8 | -- | -- | -- | -- |
| Accrued interest | -- | -- | 1 | -- | -- |
| Accrued taxes | -- | 6 | -- | -- | -- |
| Other | -- | -- | -- | -- | -- |
| | ----- | ----- | ----- | ----- | ----- |
| | 9 | 23 | 12 | -- | -- |
| | ----- | ----- | ----- | ----- | ----- |
| Non-current Liabilities | | | | | |
| Postretirement benefits | -- | -- | -- | -- | -- |
| Asset retirement obligations | -- | -- | 1 | -- | -- |
| Deferred income taxes | -- | 3 | -- | -- | -- |
| Other | 4 | -- | -- | -- | -- |
| | ----- | ----- | ----- | ----- | ----- |
| | 4 | 3 | 1 | -- | -- |
| | ----- | ----- | ----- | ----- | ----- |
| Total Stockholders' Equity and Liabilities | \$ 99 | \$ 97 | \$ 32 | \$ (59) | \$ 1 |
| | ===== | ===== | ===== | ===== | ===== |

(13) Represents CMS Operating SRL and Cuyana SA de Inversiones consolidated.

A-77

CMSS INVESTMENT COMPANY III
 Consolidating Balance Sheet - Assets
 December 31, 2004
 (In Millions)

| | CMSS Investment Company III (14) | CMSS Jegurupadu O&M Co. Mauritius | Jegurupadu CMSS Company Limited | CMSS Neyveli Limited | E |
|--|---|--|--|----------------------------|-------|
| | ----- | ----- | ----- | ----- | ----- |
| Plant and Property (At Cost) | | | | | |
| Enterprises | \$ 3 | \$-- | \$-- | \$-- | |
| Other | -- | -- | -- | -- | |
| | --- | --- | --- | --- | |
| | 3 | -- | -- | -- | |
| Less accumulated depreciation, depletion and amortization | -- | -- | -- | -- | |
| | --- | --- | --- | --- | |
| | 3 | -- | -- | -- | |
| Construction work-in-progress | -- | -- | -- | -- | |
| | --- | --- | --- | --- | |
| | 3 | -- | -- | -- | |
| | --- | --- | --- | --- | |
| Investments | | | | | |
| Associated companies | 61 | -- | -- | -- | |
| Enterprises | -- | 3 | (5) | 54 | |
| | --- | --- | --- | --- | |

Edgar Filing: CMS ENERGY CORP - Form U-3A-2/A

| | | | | |
|---|------|------|------|------|
| | 61 | 3 | (5) | 54 |
| | --- | --- | --- | --- |
| Current Assets | | | | |
| Cash and cash equivalents | -- | 1 | 4 | -- |
| Accounts/notes receivable | -- | -- | -- | 1 |
| Accounts/notes receivable-related parties | 3 | 4 | -- | -- |
| Materials and supplies | -- | -- | -- | -- |
| Generating plant fuel stock | -- | -- | -- | -- |
| Prepayments and other | 3 | -- | (5) | -- |
| | --- | --- | --- | --- |
| | 6 | 5 | (1) | 1 |
| | --- | --- | --- | --- |
| Non-current Assets | | | | |
| Goodwill | -- | -- | 5 | -- |
| Notes receivable-related parties | -- | -- | 7 | -- |
| Notes receivable | -- | -- | -- | -- |
| Other | -- | -- | -- | -- |
| | --- | --- | --- | --- |
| | -- | -- | 12 | -- |
| | --- | --- | --- | --- |
| Total Assets | \$70 | \$ 8 | \$ 6 | \$55 |
| | === | === | === | === |

(14) Represents CMSG Investment Company III, CMSG Jegurupadu I LDC, CMSG Jegurupadu II LDC and CMS Energy Mauritius Limited consolidated.

A-78

CMSG INVESTMENT COMPANY III
 Consolidating Balance Sheet - Equity and Liabilities
 December 31, 2004
 (In Millions)

| | CMSG Investment Company III (14) | CMSG Jegurupadu O&M Co. Mauritius | Jegurupadu CMSG Company Limited | CMSG Neyveli Limited | In Co Eli t |
|-----------------------------------|---|--|--|----------------------------|----------------------|
| | ----- | ----- | ----- | ----- | ----- |
| Capitalization | | | | | |
| Common Stockholders' Equity | | | | | |
| Common stock | \$-- | \$-- | \$ -- | \$-- | \$ |
| Other paid-in-capital | 80 | -- | 31 | 47 | |
| Other comprehensive income (loss) | (5) | (1) | (6) | 3 | |
| Retained earnings (deficit) | (6) | 1 | (19) | 5 | |
| | --- | --- | --- | --- | |
| | 69 | -- | 6 | 55 | |
| Long-term debt | -- | -- | -- | -- | |
| Long-term debt-related parties | -- | -- | -- | -- | |
| | --- | --- | --- | --- | |
| | 69 | -- | 6 | 55 | |
| | --- | --- | --- | --- | |
| Minority Interests | -- | -- | -- | -- | |
| | --- | --- | --- | --- | |
| Current Liabilities | | | | | |
| Current portion of long-term debt | -- | -- | -- | -- | |

Edgar Filing: CMS ENERGY CORP - Form U-3A-2/A

| | | | | |
|--|------|------|------|------|
| Notes payable | -- | 8 | -- | -- |
| Accounts payable | -- | -- | -- | -- |
| Accounts payable-related parties | -- | -- | -- | -- |
| Accrued interest | -- | -- | -- | -- |
| Accrued taxes | -- | -- | -- | -- |
| Other | 1 | -- | -- | -- |
| | --- | --- | --- | --- |
| | 1 | 8 | -- | -- |
| | --- | --- | --- | --- |
| Non-current Liabilities | | | | |
| Postretirement benefits | -- | -- | -- | -- |
| Deferred income taxes | -- | -- | -- | -- |
| Other | -- | -- | -- | -- |
| | --- | --- | --- | --- |
| | -- | -- | -- | -- |
| | --- | --- | --- | --- |
| Total Stockholders' Equity and Liabilities | \$70 | \$ 8 | \$ 6 | \$55 |
| | === | === | ==== | === |

(14) Represents CMSG Investment Company III, CMSG Jegurupadu I LDC, CMSG Jegurupadu II LDC and CMS Energy Mauritius Limited consolidated.

A-79

CMS ELECTRIC & GAS LLC
 Consolidating Balance Sheet - Assets
 December 31, 2004
 (In Millions)

| | CMS Electric & Gas LLC (15) | Sistema Electrico del Estado Nueva Esparta CA | CMS Venezuela, Inc. | CMS Distribuidora Ltda. | CMS Participacoes Ltda. |
|--|--------------------------------------|--|---------------------------|-------------------------------|-------------------------------|
| | ----- | ----- | ----- | ----- | ----- |
| Plant and Property (At Cost) | | | | | |
| Enterprises | \$ -- | \$191 | \$-- | \$ 1 | \$-- |
| Other | -- | -- | -- | -- | -- |
| | --- | --- | --- | --- | --- |
| | -- | 191 | -- | 1 | -- |
| Less accumulated depreciation, depletion and amortization | -- | 180 | -- | -- | -- |
| | --- | --- | --- | --- | --- |
| | -- | 11 | -- | 1 | -- |
| Construction work-in-progress | -- | 4 | -- | -- | -- |
| | --- | --- | --- | --- | --- |
| | -- | 15 | -- | 1 | -- |
| | --- | --- | --- | --- | --- |
| Investments | | | | | |
| Associated companies | 82 | -- | 17 | -- | -- |
| Enterprises | -- | -- | -- | -- | -- |
| | --- | --- | --- | --- | --- |
| | 82 | -- | 17 | -- | -- |
| | --- | --- | --- | --- | --- |
| Current Assets | | | | | |
| Cash and cash equivalents | -- | 12 | -- | -- | -- |

Edgar Filing: CMS ENERGY CORP - Form U-3A-2/A

| | | | | | |
|---|-------|-------|-------|-------|-------|
| Restricted cash | -- | -- | -- | -- | -- |
| Accounts/notes receivable | (3) | 15 | (2) | -- | 1 |
| Accounts/notes receivable- related parties | 32 | -- | 2 | -- | -- |
| Materials and supplies | -- | 4 | -- | -- | -- |
| Prepayments and other | 1 | 2 | -- | 1 | 1 |
| | ---- | ---- | ---- | ---- | ---- |
| | 30 | 33 | -- | 1 | 2 |
| | ---- | ---- | ---- | ---- | ---- |
| Non-current Assets | | | | | |
| Goodwill | -- | -- | -- | -- | 18 |
| Notes receivable- related parties | -- | -- | -- | -- | -- |
| Notes receivable | -- | -- | -- | -- | -- |
| Other | -- | 1 | -- | -- | -- |
| | ---- | ---- | ---- | ---- | ---- |
| | -- | 1 | -- | -- | 18 |
| | ---- | ---- | ---- | ---- | ---- |
| Total Assets | \$112 | \$ 49 | \$17 | \$ 2 | \$20 |
| | ===== | ===== | ===== | ===== | ===== |

(15) Represents CMS Electric & Gas LLC, ENELMAR SA and CMS Comercializadora de Energia Ltda. consolidated.

A-80

CMS ELECTRIC & GAS LLC
Consolidating Balance Sheet - Equity and Liabilities
December 31, 2004
(In Millions)

| | CMS Electric & Gas LLC (15) | Sistema Electrico del Estado Nueva Esparta CA | CMS Venezuela, Inc. | CMS Distribuidora Ltda. | CMS Participacoes Ltda. |
|--------------------------------------|--------------------------------------|--|---------------------------|-------------------------------|-------------------------------|
| | ----- | ----- | ----- | ----- | ----- |
| Capitalization | | | | | |
| Common Stockholders' Equity | | | | | |
| Common stock | \$ -- | \$ -- | \$ -- | \$ -- | \$ -- |
| Other paid-in-capital | 447 | 63 | 94 | 23 | 121 |
| Other comprehensive income (loss) | (82) | -- | -- | (41) | (23) |
| Retained earnings (deficit) | (254) | (55) | (80) | (4) | (83) |
| | ---- | ---- | ---- | ---- | ---- |
| | 111 | 8 | 14 | (22) | 15 |
| Long-term debt | -- | -- | -- | -- | -- |
| Long-term debt- related parties | -- | -- | -- | -- | -- |
| | ---- | ---- | ---- | ---- | ---- |
| | 111 | 8 | 14 | (22) | 15 |
| | ---- | ---- | ---- | ---- | ---- |
| Minority Interests | -- | 20 | -- | -- | 4 |
| | ---- | ---- | ---- | ---- | ---- |

Edgar Filing: CMS ENERGY CORP - Form U-3A-2/A

| | | | | | |
|--|--------|-------|-------|-------|-------|
| Current Liabilities | | | | | |
| Current portion of long-term debt | -- | -- | -- | -- | -- |
| Notes payable | -- | -- | -- | -- | -- |
| Accounts payable | -- | 6 | -- | -- | 1 |
| Accounts payable-related parties | 1 | 6 | -- | 23 | -- |
| Accrued interest | -- | -- | -- | -- | -- |
| Accrued taxes | -- | 5 | 3 | -- | -- |
| Other | -- | 1 | -- | -- | -- |
| | ----- | ----- | ----- | ----- | ----- |
| | 1 | 18 | 3 | 23 | 1 |
| | ----- | ----- | ----- | ----- | ----- |
| Non-current Liabilities | | | | | |
| Postretirement benefits | -- | 3 | -- | -- | -- |
| Deferred income taxes | -- | -- | -- | -- | -- |
| Other | -- | -- | -- | 1 | -- |
| | ----- | ----- | ----- | ----- | ----- |
| | -- | 3 | -- | 1 | -- |
| | ----- | ----- | ----- | ----- | ----- |
| Total Stockholders' Equity and Liabilities | \$ 112 | \$ 49 | \$ 17 | \$ 2 | \$ 20 |
| | ===== | ===== | ===== | ===== | ===== |

(15) Represents CMS Electric & Gas LLC, ENELMAR SA and CMS Comercializadora de Energia Ltda. consolidated.

A-81

CMS GT DEL SUR COMPANY
Consolidating Balance Sheet - Assets
December 31, 2004
(In Millions)

| | CMS GT del Sur Company | Compania de Inversiones CMS Energy Chile Ltda. | Inter- Company Elimina- tions | CMS GT del Sur Company Consol. |
|--|------------------------------|---|--|---|
| | ----- | ----- | ----- | ----- |
| Plant and Property (At Cost) | | | | |
| Enterprises | \$ -- | \$ -- | \$ -- | \$ -- |
| Other | -- | -- | -- | -- |
| | ----- | ----- | ----- | ----- |
| | -- | -- | -- | -- |
| Less accumulated depreciation, depletion and amortization | -- | -- | -- | -- |
| | ----- | ----- | ----- | ----- |
| | -- | -- | -- | -- |
| Construction work-in-progress | -- | -- | -- | -- |
| | ----- | ----- | ----- | ----- |
| Investments | | | | |
| Associated companies | 104 | -- | (104) | -- |
| Enterprises | 55 | 107 | -- | 162 |
| | ----- | ----- | ----- | ----- |

Edgar Filing: CMS ENERGY CORP - Form U-3A-2/A

| | | | | |
|---|-------|-------|----------|-------|
| | 159 | 107 | (104) | 162 |
| | ---- | ---- | ----- | ---- |
| Current Assets | | | | |
| Cash and cash equivalents | -- | -- | -- | -- |
| Accounts/notes receivable | -- | -- | -- | -- |
| Accounts/notes receivable-related parties | -- | -- | -- | -- |
| Materials and supplies | -- | -- | -- | -- |
| Prepayments and other | -- | -- | -- | -- |
| | ---- | ---- | ----- | ---- |
| | -- | -- | -- | -- |
| | ---- | ---- | ----- | ---- |
| Non-current Assets | | | | |
| Goodwill | -- | -- | -- | -- |
| Notes receivable-related parties | -- | -- | -- | -- |
| Notes receivable | -- | -- | -- | -- |
| Other | -- | -- | -- | -- |
| | ---- | ---- | ----- | ---- |
| | -- | -- | -- | -- |
| | ---- | ---- | ----- | ---- |
| Total Assets | \$159 | \$107 | \$ (104) | \$162 |
| | ===== | ===== | ===== | ===== |

A-82

CMS GT DEL SUR COMPANY
 Consolidating Balance Sheet - Equity and Liabilities
 December 31, 2004
 (In Millions)

| | CMS GT del Sur Company | Compania de Inversiones CMS Energy Chile Ltda. | Inter- Company Elimina- tions | CMS GT del Sur Company Consol. |
|-----------------------------------|------------------------------|---|--|---|
| | ----- | ----- | ----- | ----- |
| Capitalization | | | | |
| Common Stockholders' Equity | | | | |
| Common stock | \$ -- | \$ -- | \$ -- | \$ -- |
| Other paid-in-capital | 163 | 102 | (102) | 163 |
| Other comprehensive income (loss) | -- | -- | -- | -- |
| Retained earnings (deficit) | (4) | 2 | (2) | (4) |
| | ---- | ---- | ----- | ---- |
| | 159 | 104 | (104) | 159 |
| Long-term debt | -- | -- | -- | -- |
| Long-term debt-related parties | -- | -- | -- | -- |
| | ---- | ---- | ----- | ---- |
| | 159 | 104 | (104) | 159 |
| | ---- | ---- | ----- | ---- |
| Minority Interests | -- | -- | -- | -- |
| | ---- | ---- | ----- | ---- |
| Current Liabilities | | | | |
| Current portion of long-term debt | -- | -- | -- | -- |
| Notes payable | -- | -- | -- | -- |
| Accounts payable | -- | -- | -- | -- |
| Accounts payable-related parties | -- | -- | -- | -- |
| Accrued interest | -- | -- | -- | -- |

Edgar Filing: CMS ENERGY CORP - Form U-3A-2/A

| | | | | |
|--|-------|-------|----------|-------|
| Accrued taxes | -- | -- | -- | -- |
| Other | -- | -- | -- | -- |
| | ---- | ---- | ---- | ---- |
| | -- | -- | -- | -- |
| | ---- | ---- | ---- | ---- |
| Non-current Liabilities | | | | |
| Postretirement benefits | -- | -- | -- | -- |
| Deferred income taxes | -- | 3 | -- | 3 |
| Other | -- | -- | -- | -- |
| | ---- | ---- | ---- | ---- |
| | -- | 3 | -- | 3 |
| | ---- | ---- | ---- | ---- |
| Total Stockholders' Equity and Liabilities | \$159 | \$107 | \$ (104) | \$162 |
| | ===== | ===== | ===== | ===== |

A-83

CMS ENERGY CORPORATION
Consolidating Statement of Retained Earnings
December 31, 2004
(In Millions)

| | CMS Energy Corp. (1) | Consumers Energy Company Consol. | CMS Enterprises Company Consol. | Dearborn Industrial Generation LLC | Inter- company Elimina- tions | Con |
|------------------------------|-------------------------|---|--|---|--|-------|
| | ----- | ----- | ----- | ----- | ----- | ----- |
| Balance at January 1, 2004 | \$ (1,844) | \$521 | \$ (2,495) | \$ (543) | \$2,517 | \$ |
| Net Income (Loss) | 122 | 277 | 19 | (6) | (291) | |
| Less Dividends Paid | | | | | | |
| Common Stock | -- | -- | -- | -- | -- | |
| Preferred Stock | 11 | -- | -- | -- | -- | |
| Associated Companies | 1 | 190 | 223 | -- | (414) | |
| | ----- | ----- | ----- | ----- | ----- | |
| | 12 | 190 | 223 | 0 | (414) | |
| | ----- | ----- | ----- | ----- | ----- | |
| Balance at December 31, 2004 | \$ (1,734) | \$608 | \$ (2,699) | \$ (549) | \$2,640 | \$ |
| | ===== | ===== | ===== | ===== | ===== | |

(1) Represents CMS Energy Corporation with Consumers Energy Company and CMS Enterprises Company included on the equity method of accounting.

A-84

CONSUMERS ENERGY COMPANY
Consolidating Statement of Retained Earnings
December 31, 2004
(In Millions)

Edgar Filing: CMS ENERGY CORP - Form U-3A-2/A

| | Consumers Energy Company (2) | CMS Midland Holdings Company | CMS Midland Inc. | Midland Cogeneration Venture LP | Midland First Midland LP | Inter compa Elimin tion |
|------------------------------|------------------------------------|---------------------------------------|------------------------|--|-----------------------------------|----------------------------------|
| Balance at January 1, 2004 | \$521 | \$33 | \$189 | \$659 | \$247 | \$ (1,12 |
| Net Income (Loss) | 279 | 9 | (8) | (24) | 33 | (1 |
| Less Dividends Paid | | | | | | |
| Common Stock | -- | -- | -- | -- | -- | -- |
| Preferred Stock | 2 | -- | -- | -- | -- | -- |
| Associated Companies | 190 | -- | -- | -- | -- | -- |
| | ----- | ----- | ----- | ----- | ----- | ----- |
| | 192 | -- | -- | -- | -- | -- |
| | ----- | ----- | ----- | ----- | ----- | ----- |
| Balance at December 31, 2004 | \$608 | \$42 | \$181 | \$635 | \$280 | \$ (1,13 |
| | ===== | ===== | ===== | ===== | ===== | ===== |

(2) Represents Consumers Energy Company, Consumers Receivables Funding II LLC, Consumers Funding LLC, Consumers Campus Holdings LLC, CMS Engineering Company, ES Services Company, Consumers Nuclear Services LLC, MEC Development Corp. and Consumers Saginaw Investments LLC consolidated.

A-85

CMS ENTERPRISES COMPANY
Consolidating Statement of Retained Earnings
December 31, 2004
(In Millions)

| | CMS Enterprises Company (3) | CMS Generation Co. Consol. | CMS Gas Transmission Company Consol. | CMS Energy Resource Mgt. Company | CMS Int'l Vent. LL Consol. |
|------------------------------|-----------------------------------|-------------------------------------|---|---|-------------------------------------|
| Balance at January 1, 2004 | \$(2,502) | \$(1,092) | \$(671) | \$(164) | \$ 2 |
| Net Income (Loss) | 16 | 122 | (62) | (7) | 63 |
| Less Dividends Paid | | | | | |
| Common Stock | -- | -- | -- | -- | -- |
| Preferred Stock | -- | -- | -- | -- | -- |
| Associated Companies | 223 | 113 | 39 | 28 | 65 |
| | ----- | ----- | ----- | ----- | ----- |
| | 223 | 113 | 39 | 28 | 65 |
| | ----- | ----- | ----- | ----- | ----- |
| Balance at December 31, 2004 | \$(2,709) | \$(1,083) | \$(772) | \$(199) | \$-- |
| | ===== | ===== | ===== | ===== | ===== |

(Continued on Following Page)

A-86

Edgar Filing: CMS ENERGY CORP - Form U-3A-2/A

CMS ENTERPRISES COMPANY
 Consolidating Statement of Retained Earnings
 December 31, 2004
 (In Millions)
 (Continued from Previous Page)

| | CMS Resource Development Company | CMS Land Company | CMS Texas LLC | CMS Energy UK Limited | Inter- company Elimina- tions | CMS Enterprises Company Consol. |
|------------------------------|---|------------------------|---------------------|--------------------------------|--|--|
| Balance at January 1, 2004 | \$ (1) | \$ (19) | \$ (3) | \$ (1) | \$1,977 | \$ (2,495) |
| Net Income (Loss) | 1 | (31) | -- | -- | (101) | 19 |
| Less Dividends Paid | | | | | | |
| Common Stock | -- | -- | -- | -- | -- | -- |
| Preferred Stock | -- | -- | -- | -- | -- | -- |
| Associated Companies | -- | -- | -- | -- | (261) | 223 |
| | ---- | ---- | ---- | ---- | ----- | ----- |
| | -- | -- | -- | -- | (261) | 223 |
| Balance at December 31, 2004 | \$-- | \$ (50) | \$ (3) | \$ (1) | \$2,137 | \$ (2,699) |
| | ==== | ===== | ==== | ==== | ===== | ===== |

(3) Represents CMS Enterprises Company, CMS Distributed Power LLC. CMS Comercializadora de Energia SA, CMS Enterprises Holding Company SA, CMS Energy South America Company, CMS Business Development LLC and CMS Energy Asia Private Limited consolidated with CMS Generation Co., CMS Gas Transmission Company and CMS International Ventures LLC included on the equity method of accounting.

A-87

CMS GENERATION CO.
 Consolidating Statement of Retained Earnings
 December 31, 2004
 (In Millions)

| | CMS Generation Co. (4) | MSG Filer City Operating Company | TES Filer City LP Consol. | Genesee Power LP Consol. | Grayling Generating LP Consol. | Ex Mana Co |
|------------------------------|------------------------------|---|------------------------------------|-----------------------------------|---|------------------|
| Balance at January 1, 2004 | \$ (1,123) | \$ (1) | \$13 | \$ (13) | \$ (11) | |
| Net Income (Loss) | 120 | -- | 2 | (2) | 1 | |
| Less Dividends Paid | | | | | | |
| Common Stock | -- | -- | -- | -- | -- | |
| Associated Companies | 113 | -- | -- | -- | -- | |
| | ----- | ---- | ---- | ----- | ----- | |
| | 113 | -- | -- | -- | -- | |
| Balance at December 31, 2004 | \$ (1,116) | \$ (1) | \$15 | \$ (15) | \$ (10) | |
| | ===== | ==== | ==== | ===== | ===== | |

Edgar Filing: CMS ENERGY CORP - Form U-3A-2/A

(Continued on Following Page)

A-88

CMS GENERATION CO.
Consolidating Statement of Retained Earnings
December 31, 2004
(In Millions)
(Continued from Previous Page)

| | Exeter Energy LP | CMSG Recycling Company | Taweelah A2 Operating Company | CMSG Michigan Power LLC | CMSG Int'l Operating Co. Consol. | CMSG Investme Co. IV Consol |
|------------------------------|------------------------|------------------------------|--|----------------------------------|---|--------------------------------------|
| | ----- | ----- | ----- | ----- | ----- | ----- |
| Balance at January 1, 2004 | \$30 | \$ (2) | \$ 1 | \$ (68) | \$22 | \$277 |
| Net Income (Loss) | (2) | -- | 1 | (2) | 6 | 64 |
| Less Dividends Paid | | | | | | |
| Common Stock | -- | -- | -- | -- | -- | -- |
| Associated Companies | -- | -- | -- | -- | -- | -- |
| | ---- | ---- | ---- | ---- | ---- | ---- |
| | -- | -- | -- | -- | -- | -- |
| | ---- | ---- | ---- | ---- | ---- | ---- |
| Balance at December 31, 2004 | \$28 | \$ (2) | \$ 2 | \$ (70) | \$28 | \$341 |
| | ==== | ==== | ==== | ==== | ==== | ==== |

(Continued on Following Page)

A-89

CMS GENERATION CO.
Consolidating Statement of Retained Earnings
December 31, 2004
(In Millions)
(Continued from Previous Page)

| | CMSG Investment Co. VII Consol. | CMSG Honey Lake Company | HYDRA-CO Enterprises, Inc. Consol. | Dearborn Industrial Generation LLC | Inter- company Elimina- tions | Gen |
|----------------------------|--|----------------------------------|---|---|--|-------|
| | ----- | ----- | ----- | ----- | ----- | ----- |
| Balance at January 1, 2004 | \$ (19) | \$ (6) | \$ (156) | \$ (3) | \$ (80) | \$ (|
| Net Income (Loss) | 19 | -- | 7 | 3 | (115) | |
| Less Dividends Paid | | | | | | |
| Common Stock | -- | -- | -- | -- | -- | |
| Associated Companies | -- | -- | 3 | -- | (3) | |
| | ---- | ---- | ---- | ---- | ---- | ---- |

Edgar Filing: CMS ENERGY CORP - Form U-3A-2/A

| | | | | | | |
|------------------------------|-------|-------|---------|------|---------|-----|
| | -- | -- | 3 | -- | (3) | -- |
| | ---- | --- | ----- | ---- | ----- | --- |
| Balance at December 31, 2004 | \$ -- | \$(6) | \$(152) | \$-- | \$(192) | \$(|
| | ==== | === | ===== | === | ===== | == |

(4) Represents CMS Generation Company, CMSG Altoona Company, CMSG Lyonsdale Company, CMSG Operating Company and CMS Centrales Termicas SA consolidated with CMSG Filer City, Inc., CMSG Genesee Company, CMSG Holdings Company, CMSG Grayling Company, CMSG Grayling Holdings Company, CMS International Operating Company, CMSG Investment Company IV, CMSG Investment Company VI, CMSG Investment Company VII and HYDRA-CO Enterprises, Inc. included on the equity method of accounting.

A-90

TES FILER CITY STATION LP
 Consolidating Statement of Retained Earnings
 December 31, 2004
 (In Millions)

| | CMSG Filer City Inc. | TES Filer City Station LP | Inter- company Elimina- tions | TES Filer City LP Consol. |
|------------------------------|----------------------------|------------------------------------|--|------------------------------------|
| | ----- | ----- | ----- | ----- |
| Balance at January 1, 2004 | \$13 | \$ 1 | \$(1) | \$13 |
| Net Income (Loss) | 2 | 6 | (6) | 2 |
| Less Dividends Paid | | | | |
| Common Stock | -- | -- | -- | -- |
| Associated Companies | -- | -- | -- | -- |
| | ---- | ---- | ---- | ---- |
| | -- | -- | -- | -- |
| | ---- | ---- | ---- | ---- |
| Balance at December 31, 2004 | \$15 | \$ 7 | \$(7) | \$15 |
| | ==== | ==== | ==== | ==== |

A-91

GENESEEE POWER STATION LP
 Consolidating Statement of Retained Earnings
 December 31, 2004
 (In Millions)

| CMSG Genesee Company | CMSG Holdings Company (5) | Genesee Power Station LP | Inter- company Elimina- tions | Genesee Power LP Consol. |
|----------------------------|---------------------------------|-----------------------------------|--|-----------------------------------|
|----------------------------|---------------------------------|-----------------------------------|--|-----------------------------------|

Edgar Filing: CMS ENERGY CORP - Form U-3A-2/A

| Balance at January 1, 2004 | \$-- | \$ (13) | \$-- | \$-- | \$ (13) |
|------------------------------|------|---------|--------|------|---------|
| Net Income (Loss) | -- | (2) | (4) | 4 | (2) |
| Less Dividends Paid | | | | | |
| Common Stock | -- | -- | -- | -- | -- |
| Associated Companies | -- | -- | -- | -- | -- |
| | ---- | ---- | ---- | ---- | ---- |
| | -- | -- | -- | -- | -- |
| | ---- | ---- | ---- | ---- | ---- |
| Balance at December 31, 2004 | \$-- | \$ (15) | \$ (4) | \$ 4 | \$ (15) |
| | ==== | ==== | ==== | ==== | ==== |

(5) Includes GPS Newco LLC.

A-92

GRAYLING GENERATING STATION LP
Consolidating Statement of Retained Earnings
December 31, 2004
(In Millions)

| | CMSG Grayling Company | CMSG Grayling Holdings Company | Grayling Generating Station LP | Inter- company Elimina- tions | Grayling Generating LP Consol. |
|------------------------------|-----------------------------|---|---|--|---|
| Balance at January 1, 2004 | \$ (5) | \$ (6) | \$ 1 | \$ (1) | \$ (11) |
| Net Income (Loss) | -- | 1 | 3 | (3) | 1 |
| Less Dividends Paid | | | | | |
| Common Stock | -- | -- | -- | -- | -- |
| Associated Companies | -- | -- | -- | -- | -- |
| | ---- | ---- | ---- | ---- | ---- |
| | -- | -- | -- | -- | -- |
| | ---- | ---- | ---- | ---- | ---- |
| Balance at December 31, 2004 | \$ (5) | \$ (5) | \$ 4 | \$ (4) | \$ (10) |
| | ==== | ==== | ==== | ==== | ==== |

A-93

CMS INT'L OPERATING COMPANY
Consolidating Statement of Retained Earnings
December 31, 2004
(In Millions)

| CMS Int'l Operating Co. (6) | CMS UK Oper. Pvt. Limited | Jorf Lasfar Aktiebolag | CMS Morocco Oper. Co. SCA | CMS India O&M Co. Pvt. Limited | Int comp Elim ti |
|--------------------------------------|------------------------------------|------------------------------|------------------------------------|---|---------------------------|
|--------------------------------------|------------------------------------|------------------------------|------------------------------------|---|---------------------------|

Edgar Filing: CMS ENERGY CORP - Form U-3A-2/A

| | | | | | | |
|------------------------------|------|--------|------|------|------|------|
| Balance at January 1, 2004 | \$21 | \$ (1) | \$ 2 | \$4 | \$-- | \$ |
| Net Income (Loss) | 7 | 10 | 6 | 3 | 2 | (|
| Less Dividends Paid | | | | | | |
| Common Stock | -- | -- | -- | -- | -- | |
| Associated Companies | -- | -- | 4 | 3 | 2 | |
| | ---- | ---- | ---- | ---- | ---- | |
| | -- | -- | 4 | 3 | 2 | |
| | ---- | ---- | ---- | ---- | ---- | |
| Balance at December 31, 2004 | \$28 | \$ 9 | \$ 4 | \$4 | \$-- | \$ (|
| | ==== | ==== | ==== | ==== | ==== | ==== |

(6) Represents CMS International Operating Company and CMSG Jorf Lasfar III LDC consolidated.

A-94

MSG INVESTMENT COMPANY IV
Consolidating Statement of Retained Earnings
December 31, 2004
(In Millions)

| | MSG Investment Company IV (7) | MSG Luxembourg SARL Consol. | MSG Investment Co. II Consol. | Inter- company Elimina- tions | MSG Investment Co. IV Consol. |
|------------------------------|--|--------------------------------------|--|--|--|
| | ----- | ----- | ----- | ----- | ----- |
| Balance at January 1, 2004 | \$277 | \$23 | \$-- | \$ (23) | \$277 |
| Net Income (Loss) | 64 | -- | 4 | (4) | 64 |
| Less Dividends Paid | | | | | |
| Common Stock | -- | -- | -- | -- | -- |
| Associated Companies | -- | -- | -- | -- | -- |
| | ---- | ---- | ---- | ---- | ---- |
| | -- | -- | -- | -- | -- |
| | ---- | ---- | ---- | ---- | ---- |
| Balance at December 31, 2004 | \$341 | \$23 | \$ 4 | \$ (27) | \$341 |
| | ==== | ==== | ==== | ==== | ==== |

(7) Represents MSG Investment Company IV with MSG Luxembourg SARL and MSG Investment Company II included on the equity method of accounting.

A-95

MSG LUXEMBOURG SARL
Consolidating Statement of Retained Earnings
December 31, 2004
(In Millions)

Edgar Filing: CMS ENERGY CORP - Form U-3A-2/A

| | CMSSG Luxembourg II SARL | CMSSG Luxembourg SARL | CMSSG Netherlands BV | Jorf Lasfar Energlak- tiebolag | Jorf Lasfar Power Energy Aktiebolag |
|------------------------------|--------------------------------|-----------------------------|----------------------------|---|--|
| Balance at January 1, 2004 | \$ (5) | \$ 1 | \$70 | \$ (3) | \$ (4) |
| Net Income (Loss) | 5 | 22 | 22 | 10 | 10 |
| Less Dividends Paid | | | | | |
| Common Stock | -- | -- | -- | -- | -- |
| Associated Companies | -- | -- | 70 | 17 | 16 |
| | --- | --- | --- | --- | --- |
| | -- | -- | 70 | 17 | 16 |
| | --- | --- | --- | --- | --- |
| Balance at December 31, 2004 | \$-- | \$23 | \$22 | \$ (10) | \$ (10) |
| | === | === | === | ===== | ===== |

A-96

CMSSG INVESTMENT CO II
Consolidating Statement of Retained Earnings
December 31, 2004
(In Millions)

| | CMSSG Investment Company II | CMSSG Jorf Lasfar I LDC | CMSSG Jorf Lasfar II LDC | Jorf Lasfar Handelsbolag | Inter- company Elimina- tions | CMSSG Investmen Co. II Consol. |
|------------------------------|--------------------------------------|----------------------------------|-----------------------------------|--------------------------------|--|---|
| Balance at January 1, 2004 | \$-- | \$65 | \$ (90) | \$ (3) | \$ 28 | \$-- |
| Net Income (Loss) | 4 | 1 | 1 | 1 | (3) | 4 |
| Less Dividends Paid | | | | | | |
| Common Stock | -- | -- | -- | -- | -- | -- |
| Associated Companies | -- | -- | -- | 1 | (1) | -- |
| | --- | --- | --- | --- | --- | --- |
| | -- | -- | -- | 1 | (1) | -- |
| | --- | --- | --- | --- | --- | --- |
| Balance at December 31, 2004 | \$ 4 | \$66 | \$ (89) | \$ (3) | \$ 26 | \$ 4 |
| | === | === | ===== | === | ===== | === |

A-97

CMSSG INVESTMENT CO VI
Consolidating Statement of Retained Earnings
December 31, 2004
(In Millions)

| CMSSG Investment | CMS Takoradi | Inter- company | CMSSG Investment |
|---------------------|-----------------|-------------------|---------------------|
|---------------------|-----------------|-------------------|---------------------|

Edgar Filing: CMS ENERGY CORP - Form U-3A-2/A

| | Company VI (8) | Invest. Co. Consol. | Elimina- tions | Co. VI Consol. |
|------------------------------|-------------------|------------------------|-------------------|-------------------|
| | ----- | ----- | ----- | ----- |
| Balance at January 1, 2004 | \$45 | \$10 | \$ (10) | \$45 |
| Net Income (Loss) | 17 | 16 | (16) | 17 |
| Less Dividends Paid | | | | |
| Common Stock | -- | -- | -- | -- |
| Associated Companies | -- | 11 | (11) | -- |
| | --- | --- | ---- | --- |
| | -- | 11 | (11) | -- |
| | --- | --- | ---- | --- |
| Balance at December 31, 2004 | \$62 | \$15 | \$ (15) | \$62 |
| | === | === | ==== | === |

(8) Represents CMSG Investment Company VI with CMSG Takoradi Investment Company included on the equity method of accounting.

A-98

CMS TAKORADI INVESTMENT CO.
Consolidating Statement of Retained Earnings
December 31, 2004
(In Millions)

| | CMS Takoradi Investment Company | CMS Takoradi Investment Company II | Takoradi International Company | Inter- company Elimina- tions | CMS Takoradi Invest. Co. Consol. |
|------------------------------|--|---|--------------------------------------|--|---|
| | ----- | ----- | ----- | ----- | ----- |
| Balance at January 1, 2004 | \$10 | \$10 | \$11 | \$ (21) | \$10 |
| Net Income (Loss) | 16 | 16 | 18 | (34) | 16 |
| Less Dividends Paid | | | | | |
| Common Stock | -- | -- | -- | -- | -- |
| Associated Companies | 11 | 11 | 12 | (23) | 11 |
| | --- | --- | --- | ---- | --- |
| | 11 | 11 | 12 | (23) | 11 |
| | --- | --- | --- | ---- | --- |
| Balance at December 31, 2004 | \$15 | \$15 | \$17 | \$ (32) | \$15 |
| | === | === | === | ==== | === |

A-99

CMSG INVESTMENT CO VII
Consolidating Statement of Retained Earnings
December 31, 2004
(In Millions)

Edgar Filing: CMS ENERGY CORP - Form U-3A-2/A

| | CMSG Investment Company VII | CMSG Taweelah Limited | Shuweihat Limited Partnership | Shuweihat O&M Limited Partnership | CMS Jabail Investment Company I |
|------------------------------|--------------------------------------|-----------------------------|-------------------------------------|--|--|
| | ----- | ----- | ----- | ----- | ----- |
| Balance at January 1, 2004 | \$ (19) | \$ (18) | \$ (10) | \$ -- | \$ (11) |
| Net Income (Loss) | 19 | 14 | 3 | 4 | -- |
| Less Dividends Paid | | | | | |
| Common Stock | -- | -- | -- | -- | -- |
| Associated Companies | -- | 11 | -- | 2 | -- |
| | ---- | ---- | ---- | ---- | ---- |
| | -- | 11 | -- | 2 | -- |
| | ---- | ---- | ---- | ---- | ---- |
| Balance at December 31, 2004 | \$ -- | \$ (15) | \$ (7) | \$ 2 | \$ (11) |
| | ===== | ===== | ===== | ===== | ===== |

A-100

HYDRA-CO ENTERPRISES, INC.
Consolidating Statement of Retained Earnings
December 31, 2004
(In Millions)

| | HYDRA-CO Enterprises, Inc. (9) | CMSG Operating Company II | CMSG Stratton Company | HCE Rockport Diesel, Inc. | Inter- company Elimina- tions | HYDR Enterp In Con |
|------------------------------|--------------------------------------|------------------------------------|-----------------------------|------------------------------------|--|-----------------------------|
| | ----- | ----- | ----- | ----- | ----- | ----- |
| Balance at January 1, 2004 | \$ (158) | \$ -- | \$ (19) | \$ 6 | \$ 15 | \$ (1 |
| Net Income (Loss) | 7 | -- | 4 | 4 | (8) | |
| Less Dividends Paid | | | | | | |
| Common Stock | -- | -- | -- | -- | -- | |
| Associated Companies | 3 | -- | -- | 1 | (1) | |
| | ---- | ---- | ---- | ---- | ---- | ---- |
| | 3 | -- | -- | 1 | (1) | |
| | ---- | ---- | ---- | ---- | ---- | ---- |
| Balance at December 31, 2004 | \$ (154) | \$ -- | \$ (15) | \$ 9 | \$ 8 | \$ (1 |
| | ===== | ===== | ===== | ===== | ===== | ===== |

(9) Represents HYDRA-CO Enterprises, Inc., HCE-Biopower, Inc., HCO-Jamaica, Inc., HCE-Jamaica Development, Inc. and New Bern Energy Recovery, Inc. consolidated.

A-101

CMS GAS TRANSMISSION COMPANY
Consolidating Statement of Retained Earnings
December 31, 2004
(In Millions)

Edgar Filing: CMS ENERGY CORP - Form U-3A-2/A

| | CMS Gas Transmission Company (10) | CMS Energy Investment LLC Consol. | CMS Gas Argentina Company | Inter- company Elimina- tions | CMS Gas Transmission Company Consol. |
|------------------------------|--|--|---------------------------------|--|---|
| | ----- | ----- | ----- | ----- | ----- |
| Balance at January 1, 2004 | \$ (680) | \$ -- | \$51 | \$ (42) | \$ (671) |
| Net Income (Loss) | (62) | (110) | -- | 110 | (62) |
| Less Dividends Paid | | | | | |
| Common Stock | -- | -- | -- | -- | -- |
| Associated Companies | 39 | -- | -- | -- | 39 |
| | ----- | ----- | ----- | ----- | ----- |
| | 39 | -- | -- | -- | 39 |
| | ----- | ----- | ----- | ----- | ----- |
| Balance at December 31, 2004 | \$ (781) | \$ (110) | \$51 | \$ 68 | \$ (772) |
| | ===== | ===== | ==== | ===== | ===== |

(10) Represents CMS Gas Transmission Company and CMS Saginaw Bay Lateral Company consolidated with CMS Energy Investment LLC included on the equity method of accounting.

A-102

CMS ENERGY INVESTMENT LLC
 Consolidating Statement of Retained Earnings
 December 31, 2004
 (In Millions)

| | CMS Energy Investment LLC (11) | Loy Yang Holdings No. 1-4 LLC | CMSE Investment Company I Consol. | CMS Antrim Gas LLC | CMS Bay Area Pipeline LLC | CMS Grand Lacs LLC |
|------------------------------|---|--|--|-----------------------------|------------------------------------|-----------------------------|
| | ----- | ----- | ----- | ----- | ----- | ----- |
| Balance at January 1, 2004 | \$ -- | \$ 135 | \$ 135 | \$-- | \$ (8) | \$ (14) |
| Net Income (Loss) | (110) | (135) | (135) | 5 | 2 | 2 |
| Less Dividends Paid | | | | | | |
| Common Stock | -- | -- | -- | -- | -- | -- |
| Preferred Stock | -- | -- | -- | -- | -- | -- |
| Associated Companies | -- | -- | -- | 6 | 2 | 2 |
| | ----- | ----- | ----- | ----- | ----- | ----- |
| | -- | -- | -- | 6 | 2 | 2 |
| | ----- | ----- | ----- | ----- | ----- | ----- |
| Balance at December 31, 2004 | \$ (110) | \$ -- | \$ -- | \$ (1) | \$ (8) | \$ (14) |
| | ===== | ===== | ===== | ==== | ===== | ===== |

(Continued on Following Page)

A-103

Edgar Filing: CMS ENERGY CORP - Form U-3A-2/A

CMS ENERGY INVESTMENT LLC
 Consolidating Statement of Retained Earnings
 December 31, 2004
 (In Millions)
 (Continued from Previous Page)

| | CMS Litchfield LLC ----- | Inter- company Elimina- tions ----- | CMS Energy Investment LLC Consol. ----- |
|------------------------------|-----------------------------------|---|---|
| Balance at January 1, 2004 | \$-- | \$ (247) | \$ -- |
| Net Income (Loss) | 1 | 259 | (110) |
| Less Dividends Paid | | | |
| Common Stock | -- | -- | -- |
| Preferred Stock | -- | -- | -- |
| Associated Companies | -- | (11) | -- |
| | ----- | ----- | ----- |
| | -- | (11) | -- |
| | ----- | ----- | ----- |
| Balance at December 31, 2004 | \$ 1 | \$ 23 | \$ (110) |
| | === | ===== | ===== |

(11) Represents CMS Energy Investment LLC with CMSG Investment Company I included on the equity method of accounting.

A-104

CMSG INVESTMENT CO I
 Consolidating Statement of Retained Earnings
 December 31, 2004
 (In Millions)

| | CMSG Investment Company I ----- | CMSG Loy Yang Holdings 1 Ltd. ----- | CMSG Loy Yang Holdings 2 Ltd. ----- | Inter- company Elimina- tions ----- | CMSG Investment Company I Consol. ----- |
|------------------------------|---|---|---|---|---|
| Balance at January 1, 2004 | \$ 135 | \$ 67 | \$ 52 | \$ (119) | \$ 135 |
| Net Income (Loss) | (135) | (67) | (52) | 119 | (135) |
| Less Dividends Paid | | | | | |
| Common Stock | -- | -- | -- | -- | -- |
| Associated Companies | -- | -- | -- | -- | -- |
| | ----- | ----- | ----- | ----- | ----- |
| | -- | -- | -- | -- | -- |
| | ----- | ----- | ----- | ----- | ----- |
| Balance at December 31, 2004 | \$ -- | \$ -- | \$ -- | \$ -- | \$ -- |
| | ===== | ===== | ===== | ===== | ===== |

Edgar Filing: CMS ENERGY CORP - Form U-3A-2/A

A-105

CMS INT'L VENTURES LLC
 Consolidating Statement of Retained Earnings
 December 31, 2004
 (In Millions)

| | CMS Int'l Ventures LLC (12) | CMS Operating SRL Consol. | CMSG Invest. Co. III Consol. | CMS Electric & Gas LLC Consol. | CMS GT del Sur Company Consol. |
|------------------------------|-----------------------------------|------------------------------------|---------------------------------------|---|---|
| | ----- | ----- | ----- | ----- | ----- |
| Balance at January 1, 2004 | \$ 2 | \$ (3) | \$ 16 | \$ (258) | \$ (4) |
| Net Income (Loss) | 63 | 14 | (22) | 9 | 5 |
| Less Dividends Paid | | | | | |
| Common Stock | -- | -- | -- | -- | -- |
| Associated Companies | 65 | -- | -- | 5 | 5 |
| | --- | --- | --- | --- | --- |
| | 65 | -- | -- | 5 | 5 |
| | --- | --- | --- | --- | --- |
| Balance at December 31, 2004 | \$-- | \$11 | \$ (6) | \$ (254) | \$ (4) |
| | === | === | ==== | ===== | === |

(Continued on Following Page)

A-106

CMS INT'L VENTURES LLC
 Consolidating Statement of Retained Earnings
 December 31, 2004
 (In Millions)
 (Continued from Previous Page)

| | CMS Int'l Ventures LLC Branch | CMS Generation SRL | CMS Luxembourg SARL | CMS Valandrid BV | CMS Internation Finan. Svc Company |
|------------------------------|--|--------------------------|---------------------------|------------------------|---|
| | ----- | ----- | ----- | ----- | ----- |
| Balance at January 1, 2004 | \$ (2) | \$ (32) | \$ (1) | \$ 4 | \$ 9 |
| Net Income (Loss) | (3) | -- | (1) | (1) | 1 |
| Less Dividends Paid | | | | | |
| Common Stock | -- | -- | -- | -- | -- |
| Associated Companies | -- | -- | 56 | 69 | 63 |
| | --- | --- | --- | --- | --- |
| | -- | -- | 56 | 69 | 63 |
| | --- | --- | --- | --- | --- |
| Balance at December 31, 2004 | \$ (5) | \$ (32) | \$ (58) | \$ (66) | \$ (53) |
| | === | ===== | ===== | ===== | ===== |

Edgar Filing: CMS ENERGY CORP - Form U-3A-2/A

(12) Represents CMS International Ventures LLC with CMS Operating SRL, CMSG Investment Company III, CMS Electric & Gas LLC, CMS Gas Transmission del Sur Company and Western Australia GT Company I included on the equity method of accounting.

A-107

CMS OPERATING SRL
Consolidating Statement of Retained Earnings
December 31, 2004
(In Millions)

| | CMS Operating SRL (13) | Centrales Termicas Mendoza SA | CMS Ensenada SA | Inter- Company Elimina- tions | CMS Operating SRL Consol. |
|------------------------------|------------------------------|-------------------------------------|-----------------------|--|---------------------------------|
| | ----- | ----- | ----- | ----- | ----- |
| Balance at January 1, 2004 | \$ (3) | \$ 3 | \$-- | \$ (3) | \$ (3) |
| Net Income (Loss) | 14 | 8 | 4 | (12) | 14 |
| Less Dividends Paid | | | | | |
| Common Stock | -- | -- | -- | -- | -- |
| Associated Companies | -- | -- | -- | -- | -- |
| | ---- | ---- | ---- | ---- | ---- |
| | -- | -- | -- | -- | -- |
| | ---- | ---- | ---- | ---- | ---- |
| Balance at December 31, 2004 | \$11 | \$11 | \$ 4 | \$ (15) | \$11 |
| | === | === | === | ==== | === |

(13) Represents CMS Operating SRL and Cuyana SA de Inversiones consolidated.

A-108

CMSG INVESTMENT CO III
Consolidating Statement of Retained Earnings
December 31, 2004
(In Millions)

| | CMSG Investment Company III (14) | CMSG Jegurupadu O&M Co. Mauritius | Jegurupadu CMSG Company Limited | CMSG Neyveli Limited | Inter- Company Elimina- tions | CMS Invest Co. Cons |
|----------------------------|---|--|--|----------------------------|--|------------------------------|
| | ----- | ----- | ----- | ----- | ----- | ----- |
| Balance at January 1, 2004 | \$ 16 | \$1 | \$ 7 | \$1 | \$ (9) | \$ 1 |
| Net Income (Loss) | (22) | -- | (26) | 4 | 22 | (2) |
| Less Dividends Paid | | | | | | |
| Common Stock | -- | -- | -- | -- | -- | -- |
| Associated Companies | -- | -- | -- | -- | -- | -- |
| | ---- | ---- | ---- | ---- | ---- | ---- |

Edgar Filing: CMS ENERGY CORP - Form U-3A-2/A

| | | | | | | |
|------------------------------|--------|------|---------|------|------|-------|
| | -- | -- | -- | -- | -- | -- |
| | ---- | ---- | ---- | ---- | ---- | ---- |
| Balance at December 31, 2004 | \$ (6) | \$1 | \$ (19) | \$5 | \$13 | \$ (|
| | ===== | ==== | ===== | ==== | ==== | ===== |

(14) Represents CMSG Investment Company III, CMSG Jegurupadu I LDC, CMSG Jegurupadu II LDC and CMS Energy Mauritius Limited consolidated.

A-109

CMS ELECTRIC & GAS LLC
 Consolidating Statement of Retained Earnings
 December 31, 2004
 (In Millions)

| | CMS Electric & Gas LLC (15) | Sistema Electrico del Estado Nueva Esparta CA | CMS Venezuela, Inc. | CMS Distribuidora Ltda. | CMS Participacoes Ltda. |
|------------------------------|--------------------------------------|--|---------------------------|-------------------------------|-------------------------------|
| | ----- | ----- | ----- | ----- | ----- |
| Balance at January 1, 2004 | \$ (258) | \$ (55) | \$ (80) | \$ (5) | \$ (83) |
| Net Income (Loss) | 9 | -- | -- | (2) | -- |
| Less Dividends Paid | | | | | |
| Common Stock | -- | -- | -- | -- | -- |
| Associated Companies | 5 | -- | -- | (3) | -- |
| | ----- | ----- | ----- | ----- | ----- |
| | 5 | -- | -- | (3) | -- |
| Balance at December 31, 2004 | \$ (254) | \$ (55) | \$ (80) | \$ (4) | \$ (83) |
| | ===== | ==== | ===== | ==== | ===== |

(15) Represents CMS Electric & Gas, LLC, ENELMAR SA and CMS Comercializadora de Energia Ltda. consolidated.

A-110

CMS GT DEL SUR COMPANY
 Consolidating Statement of Retained Earnings
 December 31, 2004
 (In Millions)

| | CMS GT del Sur Company | Compania de Inversiones CMS Energy Chile Ltda. | Inter- Company Elimina- tions | CMS GT del Sur Company Consol. |
|----------------------------|------------------------------|---|--|---|
| | ----- | ----- | ----- | ----- |
| Balance at January 1, 2004 | \$ (4) | \$ 2 | \$ (2) | \$ (4) |
| Net Income (Loss) | 5 | -- | -- | 5 |

Edgar Filing: CMS ENERGY CORP - Form U-3A-2/A

| | | | | |
|------------------------------|--------|------|--------|--------|
| Less Dividends Paid | | | | |
| Common Stock | -- | -- | -- | -- |
| Associated Companies | 5 | -- | -- | 5 |
| | ---- | ---- | ---- | ---- |
| | 5 | -- | -- | 5 |
| | ---- | ---- | ---- | ---- |
| Balance at December 31, 2004 | \$ (4) | \$ 2 | \$ (2) | \$ (4) |
| | === | === | === | === |

A-111

WESTERN AUSTRALIA GT CO I
Consolidating Statement of Retained Earnings
December 31, 2004
(In Millions)

| | Western Australia GT Co. I (16) | CMS Luxembourg SARL | Valandrid BV | CMS Goldfields GT Australia PTY LTD | CMS International Finance Svcs. Co. |
|------------------------------|--|---------------------------|-----------------|--|--|
| | ----- | ----- | ----- | ----- | ----- |
| Balance at January 1, 2004 | \$ 67 | \$ (57) | \$ (55) | \$ (3) | \$ 1 |
| Net Income (Loss) | (67) | 57 | 55 | 7 | (1) |
| Less Dividends Paid | | | | | |
| Common Stock | -- | -- | -- | -- | -- |
| Associated Companies | -- | -- | -- | 4 | -- |
| | ---- | ---- | ---- | ---- | ---- |
| | -- | -- | -- | 4 | -- |
| | ---- | ---- | ---- | ---- | ---- |
| Balance at December 31, 2004 | \$ -- | \$ -- | \$ -- | \$-- | \$-- |
| | ===== | ===== | ===== | ==== | ===== |

(16) Represents Western Australia GT Company I, CMS GT del Sur Company and CMS GT of Australia Holdings Company consolidated.

A-112

EXHIBIT B

Organizational charts showing the relationship of each Exempt Wholesale Generator to associate companies in the holding company system.

CENTRALES TERMICAS MENDOZA S.A.
(EWG)

CMS Energy Corporation
*
*
*
CMS Enterprises Company
* * *
* * *
* * *
* * *
* * *
* * *

Edgar Filing: CMS ENERGY CORP - Form U-3A-2/A

| | | | | |
|-----------------------------|---|--------|---|------------------------------------|
| | * | | * | CMS Gas Transmission Company |
| | * | | * | * |
| CMS Generation Co. | * | | * | * |
| | * | | * | * |
| | * | | * | 37.01% |
| | * | | * | * |
| | * | 21.02% | * | * |
| | * | | * | * |
| | * | | * | * |
| | * | | * | CMS International Ventures, L.L.C. |
| | * | | * | * |
| | * | | * | * |
| 99% | * | | * | 99.999% |
| * | * | | * | * |
| * | * | | * | * |
| CMS Centrales Termicas S.A. | * | | * | CMS Operating, S.R.L. |
| * | * | | * | * |
| * | * | | * | * |
| 1% | * | | * | 99% |
| | * | | * | * |
| | * | | * | * |
| | * | | * | Cuyana S.A. de Inversiones |
| | * | | * | * |
| | * | | * | 92.6% |
| | * | | * | * |
| | * | | * | Centrales Termicas Mendoza S.A. |

B-1

CENTRALES TERMICAS SAN NICOLAS, S.A.
(EWG)

| |
|--------------------------------------|
| CMS Energy Corporation |
| * |
| * |
| * |
| CMS Enterprises Company |
| * |
| * |
| * |
| CMS Generation Co. |
| * |
| 0.1% |
| * |
| CMS Generation San Nicolas Company |
| * |
| 0.1% |
| * |
| Inversora de San Nicolas, S.A. |
| * |
| 88% |
| * |
| Centrales Termicas San Nicolas, S.A. |

B-2

CMS DISTRIBUTED POWER, L.L.C.
(EWG)

CMS Energy Corporation

Edgar Filing: CMS ENERGY CORP - Form U-3A-2/A

*
*
*
CMS Enterprises Company
*
*
*
CMS Distributed Power, L.L.C.

B-3

CMS ENSENADA S.A.
(EWG)

CMS Energy Corporation
*
*
*
CMS Enterprises Company
* * *

* * *
40.47% * * *
* CMS Gas Transmission Company *
* * *
* 37.01% * * * CMS Generation Co.
* * *
* * * 21.02% * * *
* * *
CMS International Ventures, L.L.C. * * *
* * *
* 99.999% * * *
* * *
CMS Operating, S.R.L. CMS Generation Holdings Company *
* * *
* 99% * 1% *
* * *
CMS Ensenada S.A.

B-4

CMS (INDIA) OPERATIONS & MAINTENANCE COMPANY PRIVATE LIMITED
(EWG)

CMS Energy Corporation
*
*
*
CMS Enterprises Company
*
*
*
CMS Generation Co.
*
* * *
* * *

Edgar Filing: CMS ENERGY CORP - Form U-3A-2/A

CMS International Operating Company *
* *
99% 1%
* *
CMS (India) Operations & Maintenance Company Private Limited

B-5

CMS GENERATION MICHIGAN POWER L.L.C.
(EWG)

CMS Energy Corporation
*
*
*
CMS Enterprises Company
*
*
*
CMS Generation Co.
*
*
*
CMS Generation Michigan Power L.L.C.

B-6

CMS GENERATION OPERATING COMPANY
(EWG)

CMS Energy Corporation
*
*
*
CMS Enterprises Company
*
*
*
CMS Generation Co.
*
*
*
CMS Generation Operating Company

B-7

CMS MOROCCO OPERATING CO., S.C.A. (EWG)
AND
CMS INTERNATIONAL OPERATING COMPANY (EWG)

CMS Energy Corporation
*
CMS Enterprises Company
*
*
CMS Generation Co.
* * *
* * *
* * *

Edgar Filing: CMS ENERGY CORP - Form U-3A-2/A

EXETER ENERGY LIMITED PARTNERSHIP
(EWG)

| | | |
|---------------------------|-----------------------------------|-----|
| | CMS Energy Corporation | |
| | * | |
| | * | |
| | * | |
| | CMS Enterprises Company | |
| | * | |
| | * | |
| | * | |
| | CMS Generation Co. | |
| * | * | * |
| * | * | * |
| * | * | * |
| * | Exeter Management Company | * |
| Oxford/CMS Development LP | * | 50% |
| * | * | * |
| 48% | 2% | * |
| * | * | * |
| * | * | * |
| | Exeter Energy Limited Partnership | |

B-10

GVK INDUSTRIES LIMITED
(EWG)

| | | |
|--------|--|--------------------|
| | CMS Energy Corporation | |
| | * | |
| | * | |
| | * | |
| | CMS Enterprises Company | |
| * | * | * |
| * | * | * |
| * | * | * |
| * | CMS Gas Transmission Company | CMS Generation Co. |
| * | * | * |
| * | * | * |
| 40.47% | 37.01% | 21.02% |
| * | * | * |
| * | * | * |
| | CMS International Ventures, L.L.C. | |
| | * | |
| | * | |
| | CMS Generation Investment Company III | |
| | * | |
| | * | |
| | Jegurupadu CMS Generation Company Ltd. | |
| | * | |
| | 23.75% | |
| | * | |
| | GVK Industries Limited | |

B-11

HIDROELECTRICA EL CHOCON, S.A.
(EWG)

Edgar Filing: CMS ENERGY CORP - Form U-3A-2/A

| | | |
|---------------------------------|----|-----------------------|
| * | * | * |
| HCO-Jamaica, Inc. | * | Jamaica Private Power |
| * | 1% | Company, Limited |
| * | * | |
| 99% | * | |
| * | * | |
| * | * | |
| Private Power Operators Limited | * | |

B-13

JEGURUPADU OPERATING & MAINTENANCE CO.
(EWG)

| | | |
|--|--------|---|
| CMS Energy Corporation | | |
| * | | |
| CMS Enterprises Company | | |
| * | * | * |
| * | * | * |
| * | * | * |
| CMS Gas Transmission Company | * | CMS Generation Co. |
| * | * | * |
| * | 40.47% | * |
| 37.01% | * | * |
| * | * | 21.02% |
| * | * | * |
| CMS International Ventures, L.L.C. | | CMS Investment Company IV |
| * | | * |
| * | | * |
| * | | * |
| CMS Generation Investment Company III | | CMS Generation Investment Company II |
| * | * | * |
| * | * | * |
| 99% | * | 1% |
| * | * | * |
| * | 1% | 99% |
| * | * | * |
| CMS Generation Jegurupadu I Limited Duration Company | | CMS Generation Jegurupadu II Limited Duration Company |
| * | | * |
| * | | * |
| 50% | | 50% |
| * | | * |
| * | | * |
| Jegurupadu O&M Company Mauritius | | |
| * | | |
| 60% | | |
| * | | |
| Jegurupadu Operating & Maintenance Co. | | |

B-14

JORF LASFAR ENERGY COMPANY
(EWG)

CMS Energy Corporation
*
*
*

Edgar Filing: CMS ENERGY CORP - Form U-3A-2/A

*
Jubail Energy Company

B-16

SHUWEIHAT CMS INTERNATIONAL POWER COMPANY
(EWG)

CMS Energy Corporation

*

*

*

CMS Enterprises Company

*

*

*

CMS Generation Co.

*

*

*

CMS Generation Investment Company VII

*

*

*

50%

*

*

*

*

*

Shuweihat General Partner Company

49.5%

*

*

*

*

1%

*

*

*

*

*

Shuweihat Limited Partnership

*

*

40%

*

*

Shuweihat CMS International Power Company

B-17

SHUWEIHAT O&M LIMITED PARTNERSHIP
(EWG)

CMS Energy Corporation

*

*

*

CMS Enterprises Company

*

*

*

CMS Generation Co.

*

*

*

CMS Generation Investment Company VII

*

*

*

*

Edgar Filing: CMS ENERGY CORP - Form U-3A-2/A

```

          50%          *
        *            *
      *            *
Shuweihat O&M General Partner Company  49.5%
      *            *
        *            *
          1%          *
            *        *
              *      *
Shuweihat O&M Limited Partnership
    
```

B-18

ST-CMS ELECTRIC COMPANY PVT. LTD.
(EWG)

```

          CMS Energy Corporation
            *
            *
            *
          CMS Enterprises Company
            *            *            *
        *            *            *
      *            *            *
CMS Generation Co.            *            CMS Gas Transmission Company
      *            *            *
    21.02%            40.47%            37.01%
      *            *            *
    CMS International Ventures, L.L.C.
            *
            *
            *
    CMS Generation Investment Company III
            *
            *
            *
    CMS Generation Neyveli Ltd.
            *
            50%
            *
    ST-CMS Electric Company Pvt. Ltd.
    
```

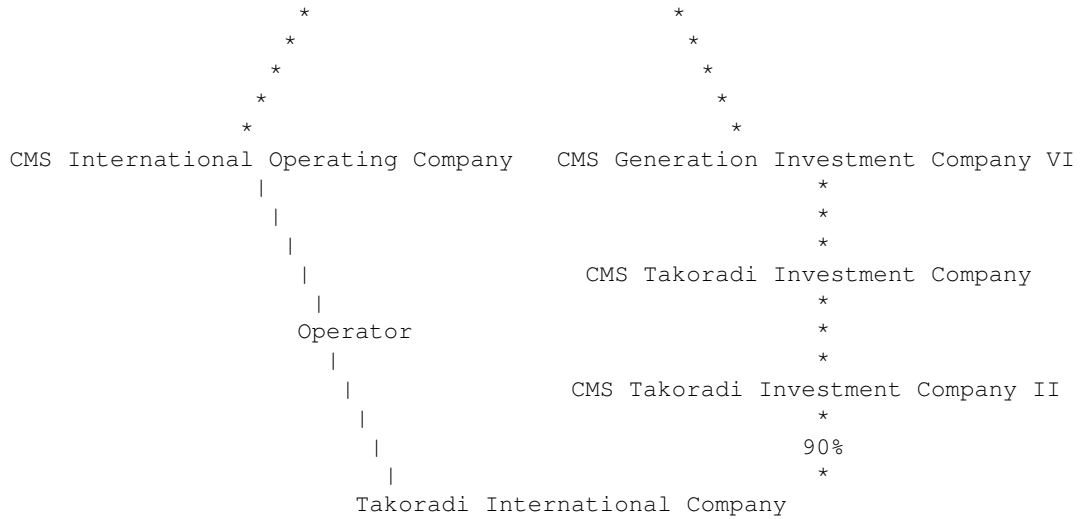
B-19

TAKORADI INTERNATIONAL COMPANY
(EWG)

```

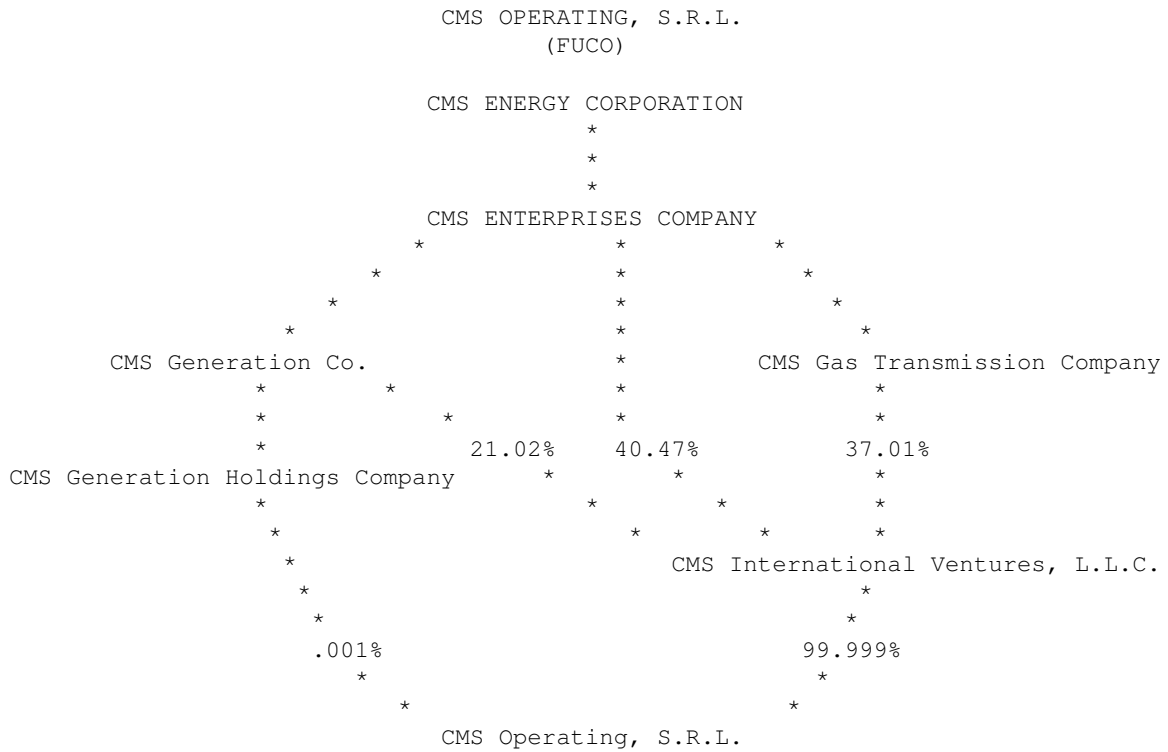
          CMS Energy Corporation
            *
            *
            *
          CMS Enterprises Company
            *
            *
            *
          CMS Generation Co.
            *            *
            *            *
            *            *
            *            *
    
```

Edgar Filing: CMS ENERGY CORP - Form U-3A-2/A



B-20

Organizational charts showing the relationship of each Foreign Utility Company to associate companies in the holding company system.



B-21

COMPANHIA PAULISTA DE ENERGIA ELECTRICA S.A. (CPEE)
(FUCO)
AND
COMPANHIA SUL PAULISTA DE ENERGIA S.A. (CSPE)
(FUCO)
AND
COMPANHIA JAGUARI DE ENERGIA S.A. (CJE)

Edgar Filing: CMS ENERGY CORP - Form U-3A-2/A

(FUCO)
AND
COMPANHIA LUZ E FORCA DE MOCOCA S.A. (CLFM)
(FUCO)

CMS Energy Corporation
*
CMS Enterprises Company
* * *
40.47% * * *
* CMS Gas Transmission Company * * *
* * * * *
* 37.01% CMS Generation Co. * * *
* * * * *
* 21.02% * * *
* * * * *
CMS International Ventures, L.L.C.
* * *
CMS Electric & Gas, L.L.C.
* * *
99.99% * * *
CMS Distribuidora, Ltda.
* * *
99.99% * * *
* * * * *
CMS Participacoes Ltda.
* * *
94.01% * * *
* * * * *
CPEE * * *
88.63% * * *
* * * * *
CSPE * * *
* * * * *
CJE * * *
* * * * *
CLFM

B-22

EMIRATES CMS POWER COMPANY
(FUCO)

CMS Energy Corporation
* * *
CMS Enterprises Company
* * *
CMS Generation Co.
* * *

Edgar Filing: CMS ENERGY CORP - Form U-3A-2/A

CMS Generation Investment Company VII

*
*
*

CMS Generation Taweelah Limited

*
40%
*

Emirates CMS Power Company

B-23

GASATACAMA GENERACION S.A.
(FORMERLY NOR OESTE PACIFICO GENERACION DE ENERGIA LIMITADA)
(FUCO)

CMS Energy Corporation

*
*
*

CMS Enterprises Company

* * *

* * *
* * *
* * *
CMS Generation Co. * CMS Gas Transmission Company

* * *
* * *
21.02% 40.47% 37.01%
* * *
* * *

CMS International Ventures, L.L.C.

*
*
*

CMS Gas Transmission del Sur Company.

* *
* 60%
* *

13.94% * * *
Compania de Inversiones CMS Energy-Chile Ltda.

* * *
* 36.06% * * *
* * * .001% * * *

Inversiones Gas Atacama Holding Ltda * * *
* * * * *
99.98% * * * .05%

* * *
* * *
* * *

GasAtacama S.A.

* * *
* * *
* * *

99.90% * * *

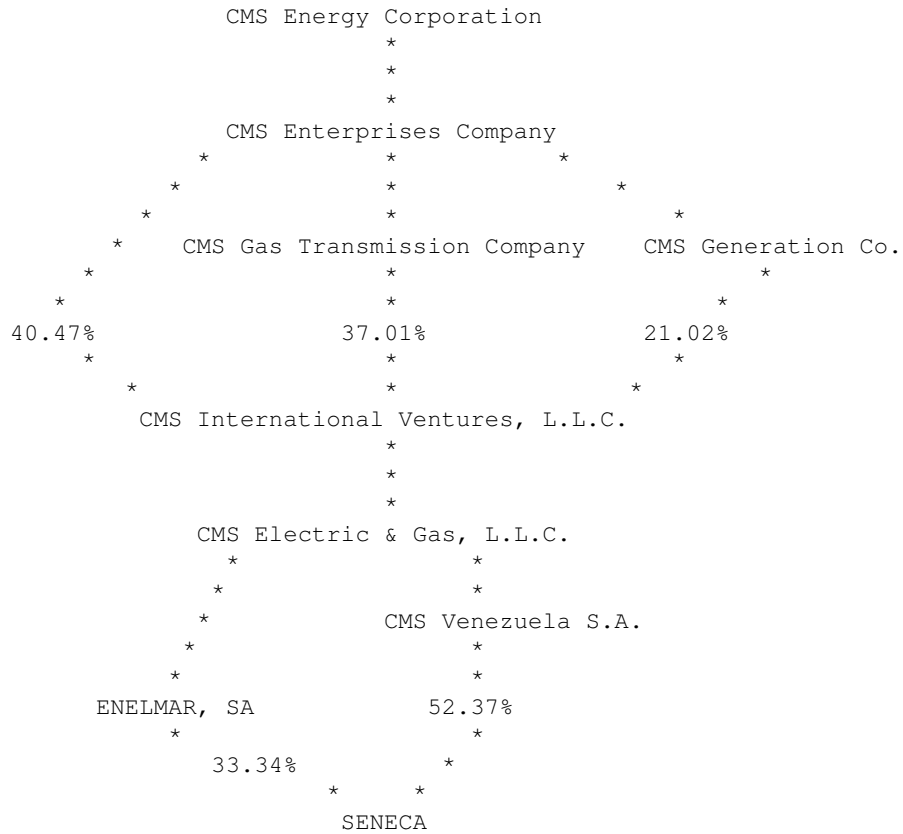
* * *

Gas Atacama Generacion S.A.

B-24

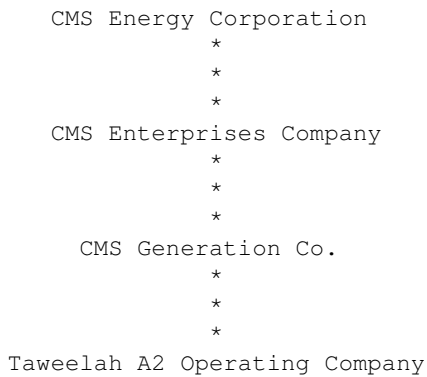
Edgar Filing: CMS ENERGY CORP - Form U-3A-2/A

SISTEMA ELECTRICO DEL ESTADO NUEVA ESPARTA C.A. (SENECA)
(FUCO)



B-25

TAWEELAH A2 OPERATING COMPANY
(FUCO)



B-26